


**Q1 Please indicate the school your child attends.**

Answered: 101 Skipped: 0

A.L. Horton Elementary										
Andrew School										
École Élémentaire...										
Ardrossan Junior Senio...										
Bev Facey Community High										
Brentwood Elementary										
Bruderheim School										
Clover Bar Junior High										
École Campbelltown										
École Parc Élémentaire										
F.R. Haythorne Junior High										
Fort Saskatchewan...										
Fort Saskatchewan...										
Fort Saskatchewan...										
Fultonvale Elementary...										
Glen Allan Elementary										
James Mowat Elementary										
Lakeland Ridge										
Lamont										

# EIPS Parent Survey 2016-2017



Answer Choices	Responses
----------------	-----------

## EIPS Parent Survey 2016-2017

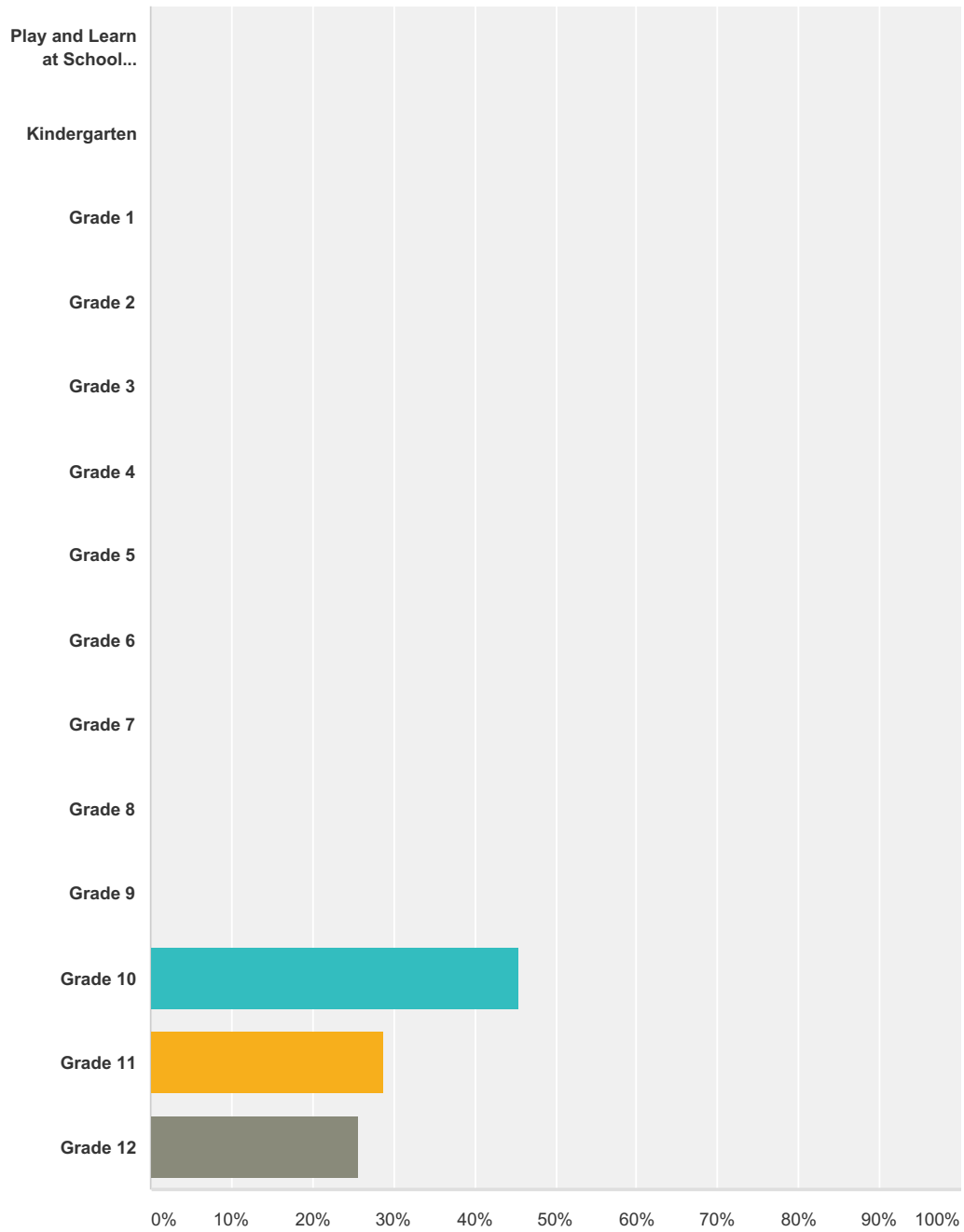
A.L. Horton Elementary	0.00%	0
Andrew School	0.00%	0
École Élémentaire Ardrossan Elementary	0.00%	0
Ardrossan Junior Senior High	0.00%	0
Bev Facey Community High	0.00%	0
Brentwood Elementary	0.00%	0
Bruderheim School	0.00%	0
Clover Bar Junior High	0.00%	0
École Campbelltown	0.00%	0
École Parc Élémentaire	0.00%	0
F.R. Haythorne Junior High	0.00%	0
Fort Saskatchewan Christian	0.00%	0
Fort Saskatchewan Elementary	0.00%	0
Fort Saskatchewan Senior High	0.00%	0
Fultonvale Elementary Junior High	0.00%	0
Glen Allan Elementary	0.00%	0
James Mowat Elementary	0.00%	0
Lakeland Ridge	0.00%	0
Lamont Elementary	0.00%	0
Lamont High	0.00%	0
Mills Haven Elementary	0.00%	0
Ministik School	0.00%	0
Mundare School	0.00%	0
Next Step/Outreach	0.00%	0
Pine Street Elementary	0.00%	0
Rudolph Hennig Junior High	0.00%	0
Salisbury Composite High	100.00%	101
Sherwood Heights Junior High	0.00%	0
Strathcona Christian Academy Elementary	0.00%	0
Strathcona Christian Academy Secondary	0.00%	0
Uncas Elementary	0.00%	0
Vegreville Composite High	0.00%	0
Wes Hosford Elementary	0.00%	0
Westboro Elementary	0.00%	0

## EIPS Parent Survey 2016-2017

Win Ferguson Elementary	0.00%	0
Woodbridge Farms Elementary	0.00%	0
Wye Elementary	0.00%	0
<b>Total</b>		<b>101</b>

## Q2 Please indicate your child's grade.

Answered: 101 Skipped: 0



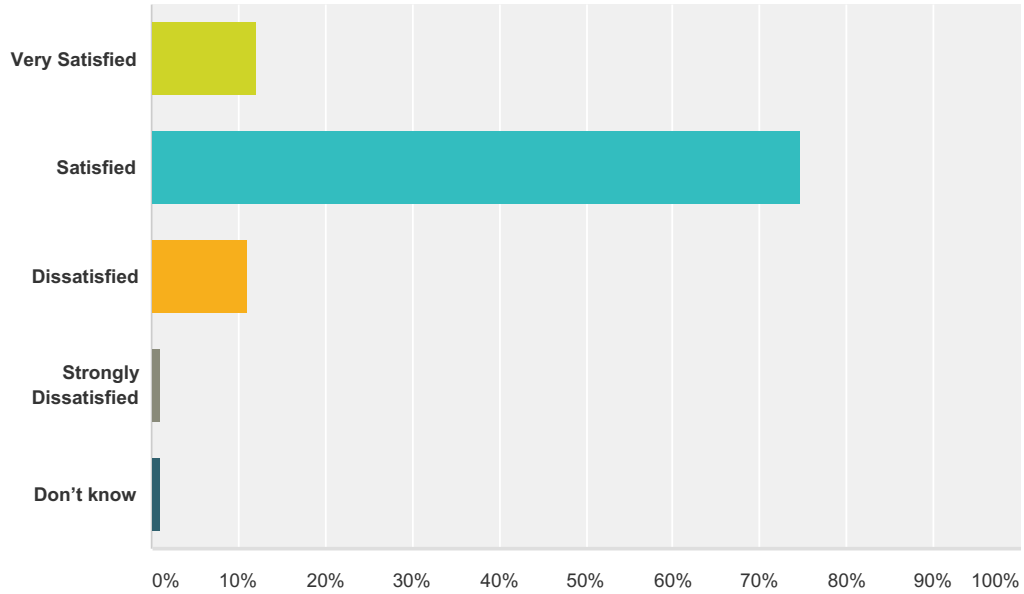
Answer Choices	Responses
Play and Learn at School (PALS)	0.00% 0
Kindergarten	0.00% 0
Grade 1	0.00% 0
Grade 2	0.00% 0
Grade 3	0.00% 0

## EIPS Parent Survey 2016-2017

Grade 4	0.00%	0
Grade 5	0.00%	0
Grade 6	0.00%	0
Grade 7	0.00%	0
Grade 8	0.00%	0
Grade 9	0.00%	0
Grade 10	45.54%	46
Grade 11	28.71%	29
Grade 12	25.74%	26
<b>Total</b>		<b>101</b>

### Q3 How satisfied are you with the quality of education that your child is receiving at his/her school?

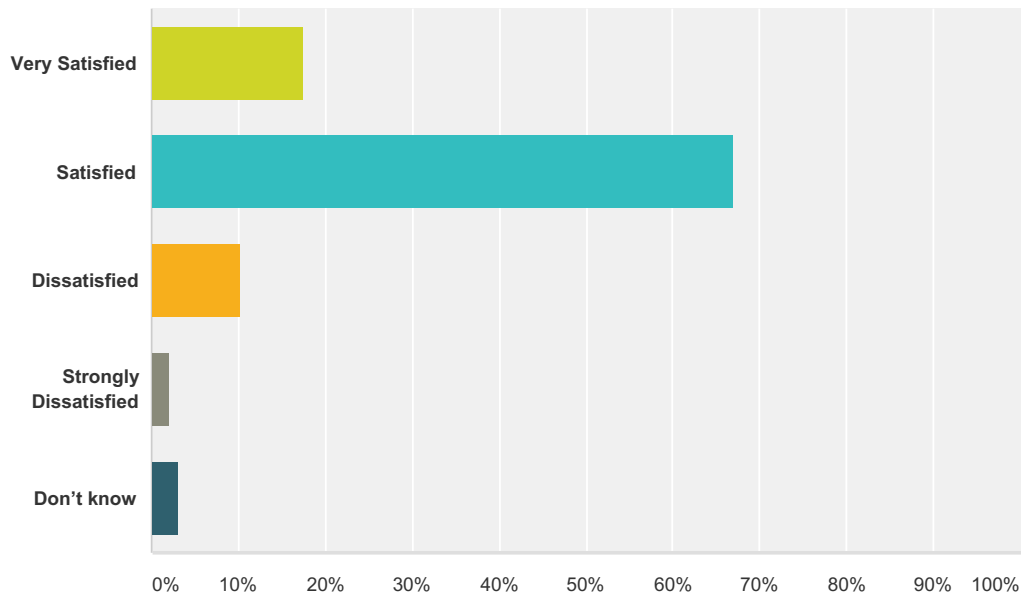
Answered: 99 Skipped: 2



Answer Choices	Responses	
Very Satisfied	12.12%	12
Satisfied	74.75%	74
Dissatisfied	11.11%	11
Strongly Dissatisfied	1.01%	1
Don't know	1.01%	1
<b>Total</b>		<b>99</b>

### Q4 How satisfied are you with the quality of teaching at your child's school?

Answered: 97 Skipped: 4

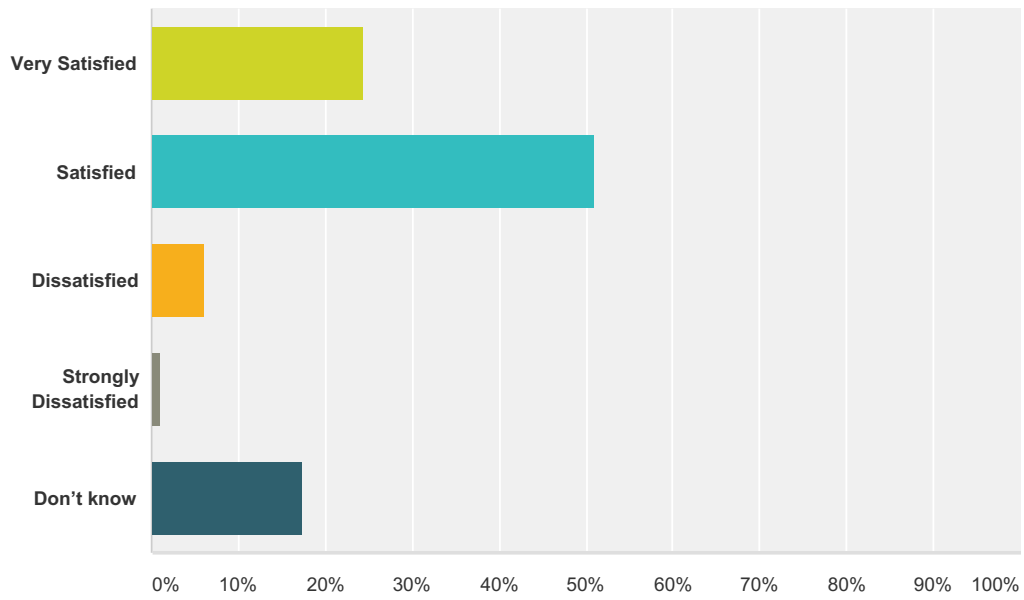


Answer Choices	Responses	Count
Very Satisfied	17.53%	17
Satisfied	67.01%	65
Dissatisfied	10.31%	10
Strongly Dissatisfied	2.06%	2
Don't know	3.09%	3
<b>Total</b>		<b>97</b>



### Q5 How satisfied are you with the leadership in your child's school?

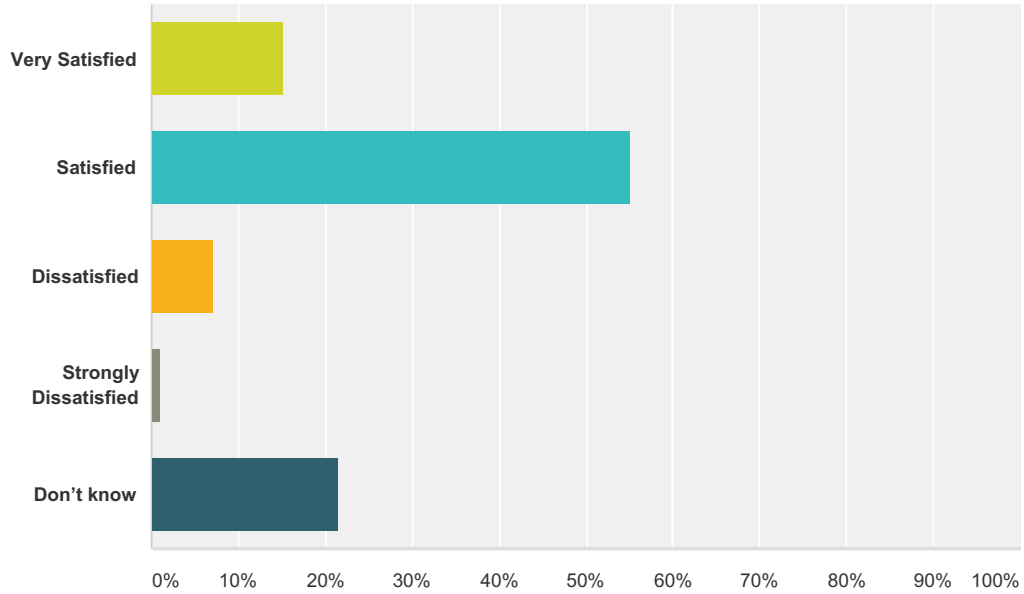
Answered: 98 Skipped: 3



Answer Choices	Responses
Very Satisfied	24.49% 24
Satisfied	51.02% 50
Dissatisfied	6.12% 6
Strongly Dissatisfied	1.02% 1
Don't know	17.35% 17
<b>Total</b>	<b>98</b>

### Q6 How satisfied are you with the opportunity to be involved in decisions at your child's school?

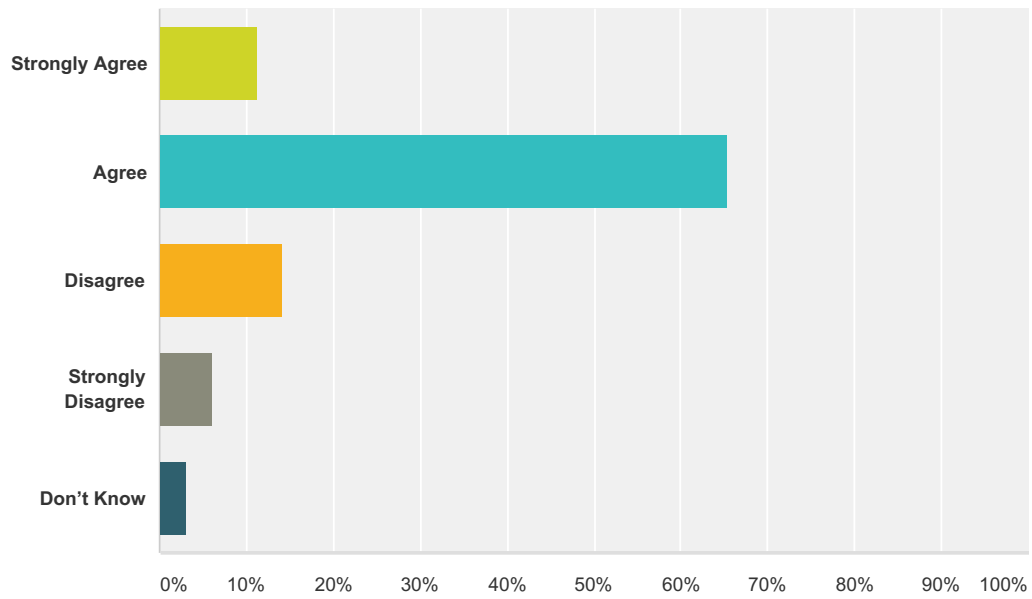
Answered: 98 Skipped: 3



Answer Choices	Responses	
Very Satisfied	15.31%	15
Satisfied	55.10%	54
Dissatisfied	7.14%	7
Strongly Dissatisfied	1.02%	1
Don't know	21.43%	21
<b>Total</b>		<b>98</b>

### Q7 My child's individual needs are met.

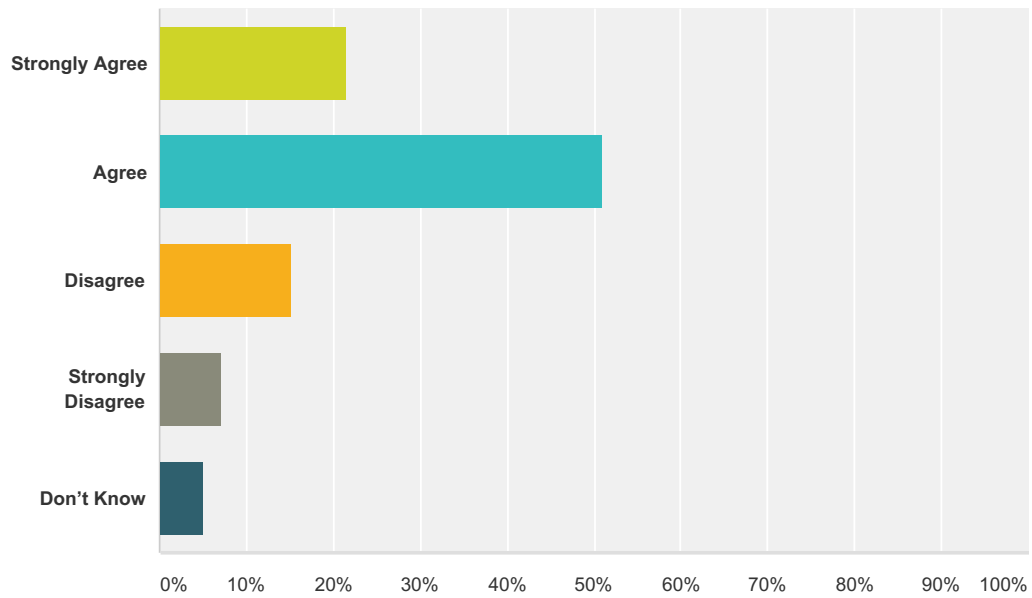
Answered: 98 Skipped: 3



Answer Choices	Responses	
Strongly Agree	11.22%	11
Agree	65.31%	64
Disagree	14.29%	14
Strongly Disagree	6.12%	6
Don't Know	3.06%	3
<b>Total</b>		<b>98</b>

**Q8 The school keeps me informed about my child's progress and achievement.**

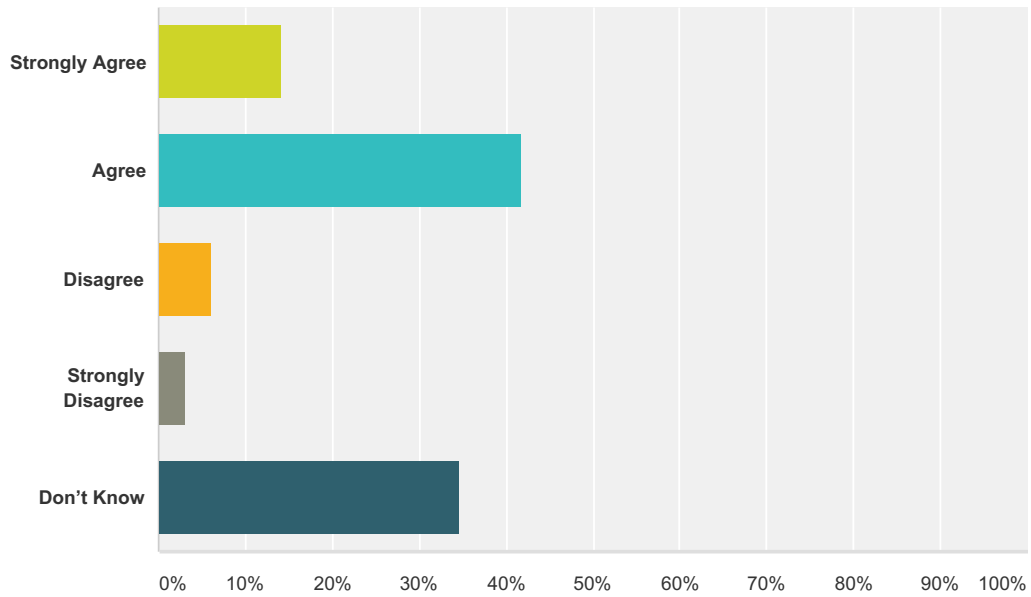
Answered: 98 Skipped: 3



Answer Choices	Responses	
Strongly Agree	21.43%	21
Agree	51.02%	50
Disagree	15.31%	15
Strongly Disagree	7.14%	7
Don't Know	5.10%	5
<b>Total</b>		<b>98</b>

**Q9 The rights and responsibilities of citizenship are reinforced in my child's school.**

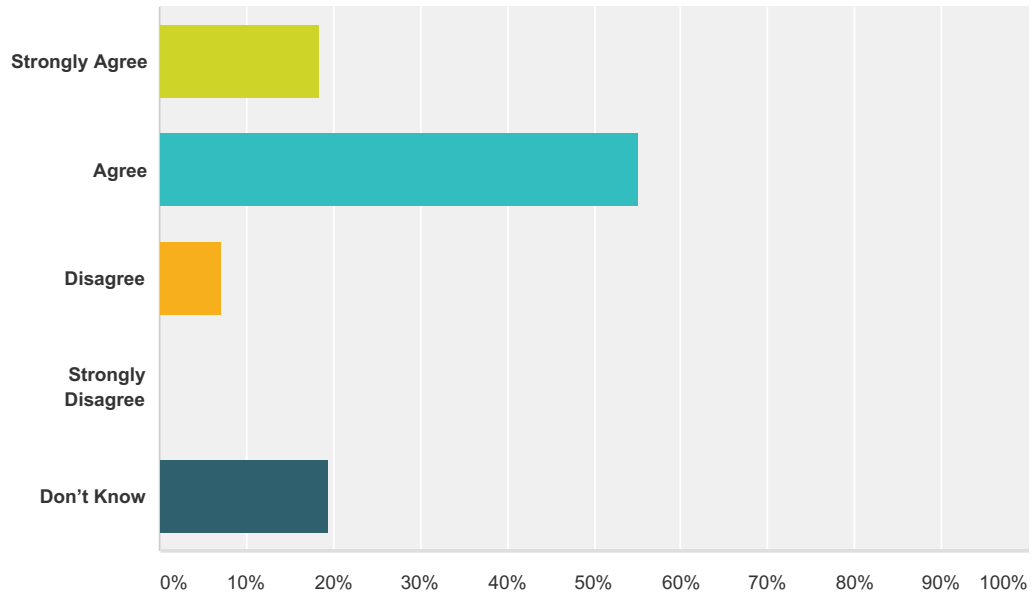
Answered: 98 Skipped: 3



Answer Choices	Responses	
Strongly Agree	14.29%	14
Agree	41.84%	41
Disagree	6.12%	6
Strongly Disagree	3.06%	3
Don't Know	34.69%	34
<b>Total</b>		<b>98</b>

### Q10 The school staff care about my child.

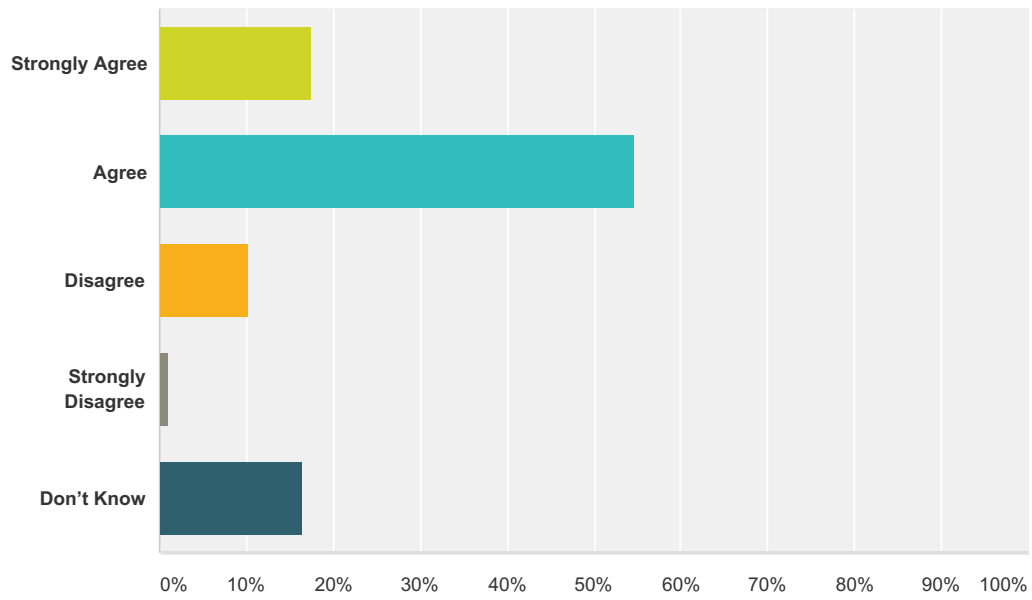
Answered: 98 Skipped: 3



Answer Choices	Responses	
Strongly Agree	18.37%	18
Agree	55.10%	54
Disagree	7.14%	7
Strongly Disagree	0.00%	0
Don't Know	19.39%	19
<b>Total</b>		<b>98</b>

### Q11 My child is encouraged at school to do his or her best.

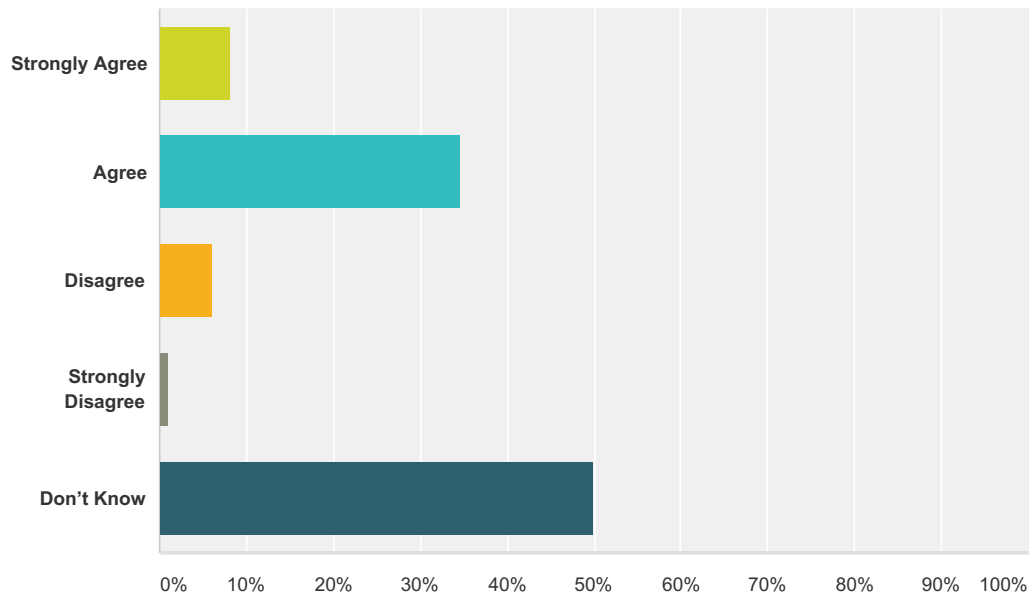
Answered: 97 Skipped: 4



Answer Choices	Responses	
Strongly Agree	17.53%	17
Agree	54.64%	53
Disagree	10.31%	10
Strongly Disagree	1.03%	1
Don't Know	16.49%	16
<b>Total</b>		<b>97</b>

### Q12 Discipline is handled in a fair and reasonable manner in my child's school.

Answered: 98 Skipped: 3

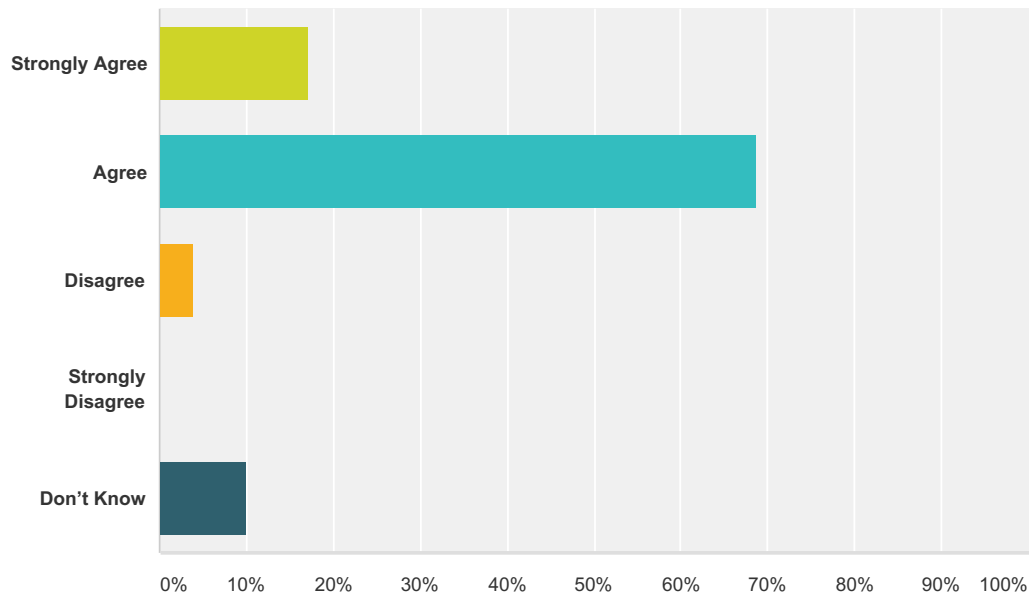


Answer Choices	Responses	Count
Strongly Agree	8.16%	8
Agree	34.69%	34
Disagree	6.12%	6
Strongly Disagree	1.02%	1
Don't Know	50.00%	49
<b>Total</b>		<b>98</b>



### Q13 My child's school is safe.

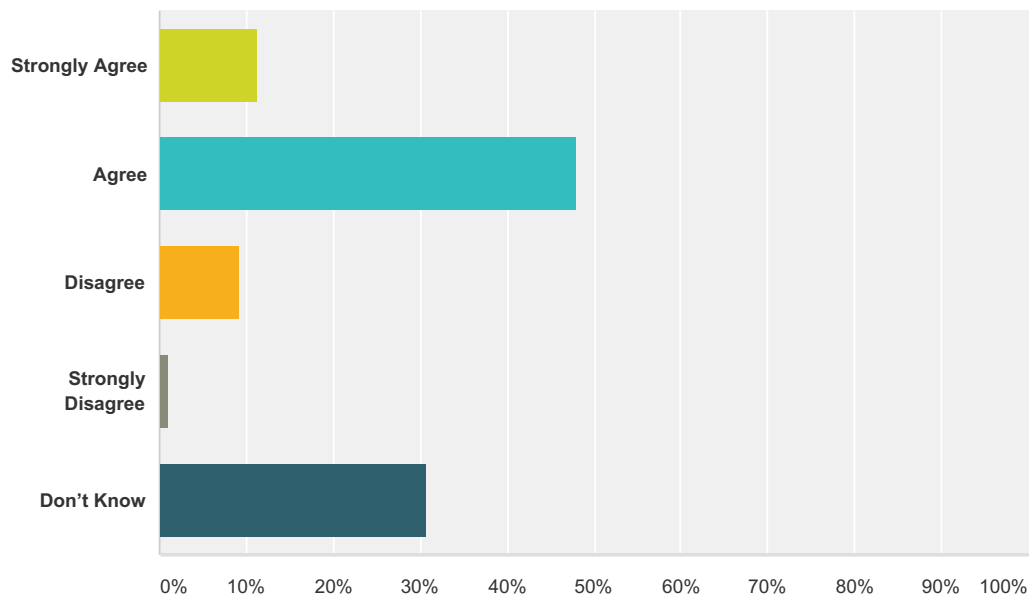
Answered: 99 Skipped: 2



Answer Choices	Responses	
Strongly Agree	17.17%	17
Agree	68.69%	68
Disagree	4.04%	4
Strongly Disagree	0.00%	0
Don't Know	10.10%	10
<b>Total</b>		<b>99</b>

### Q14 There is open and honest communication within my child's school.

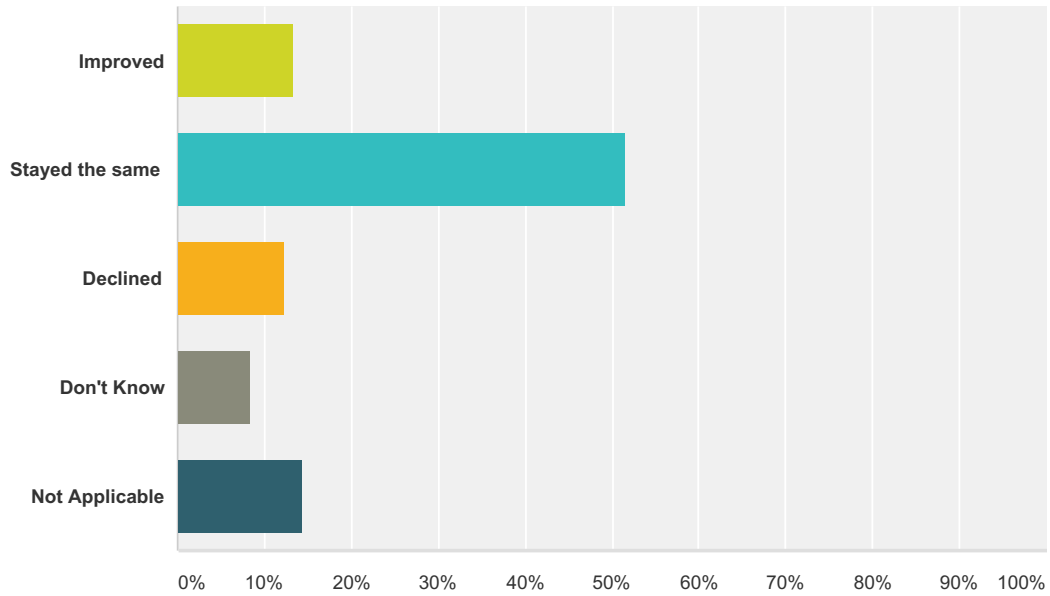
Answered: 98 Skipped: 3



Answer Choices	Responses	
Strongly Agree	11.22%	11
Agree	47.96%	47
Disagree	9.18%	9
Strongly Disagree	1.02%	1
Don't Know	30.61%	30
<b>Total</b>		<b>98</b>

**Q15 In your opinion, has the quality of education that your child experienced at school improved, stayed the same, or declined in the past three years?**

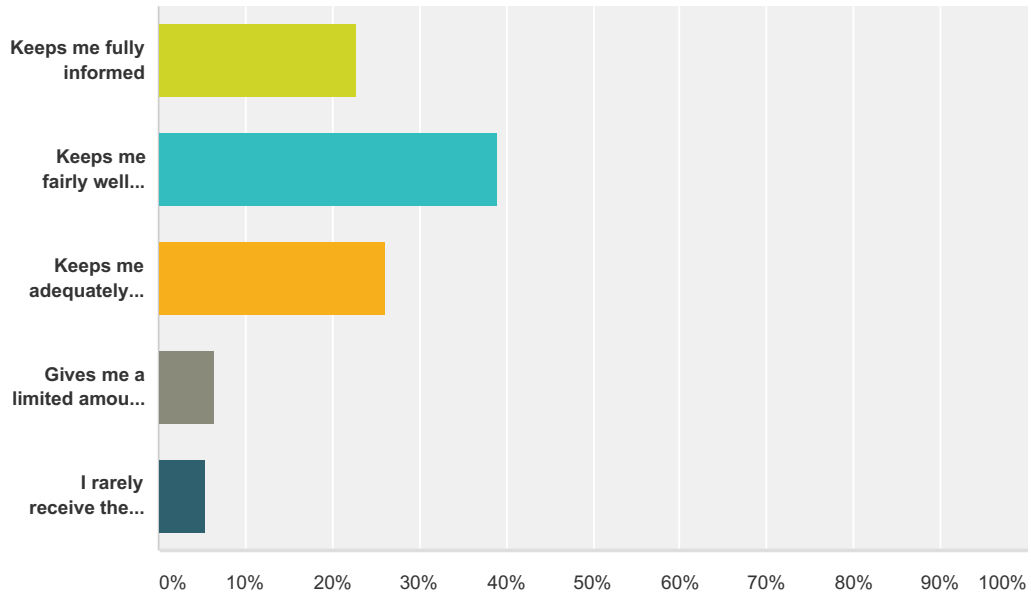
Answered: 97 Skipped: 4



Answer Choices	Responses	
Improved	13.40%	13
Stayed the same	51.55%	50
Declined	12.37%	12
Don't Know	8.25%	8
Not Applicable	14.43%	14
<b>Total</b>		<b>97</b>

**Q16 Elk Island Public Schools appreciates the opportunity to stay connected with parents about news, activities, programs and other matters of importance. What is your impression of the communications you receive from your school?**

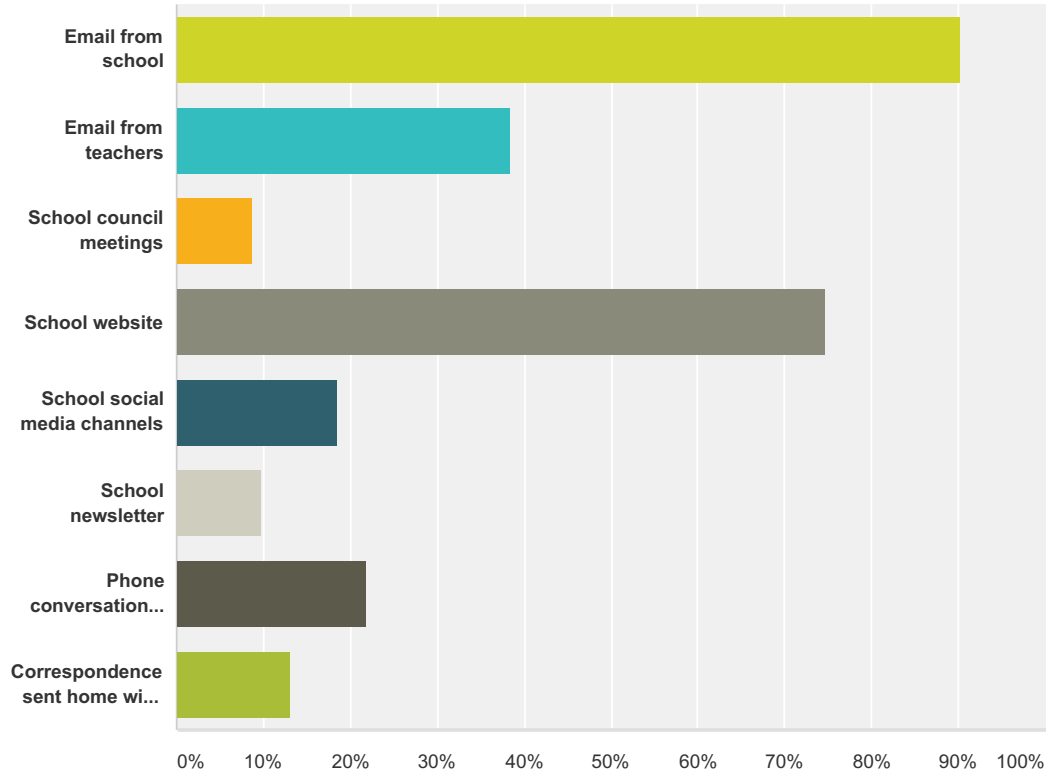
Answered: 92 Skipped: 9



Answer Choices	Responses
Keeps me fully informed	22.83% 21
Keeps me fairly well informed	39.13% 36
Keeps me adequately informed	26.09% 24
Gives me a limited amount of information	6.52% 6
I rarely receive the information I need	5.43% 5
<b>Total</b>	<b>92</b>

**Q17 Do you regularly make use of the following to keep up to date on school activities, programs, etc.? Check all that apply.**

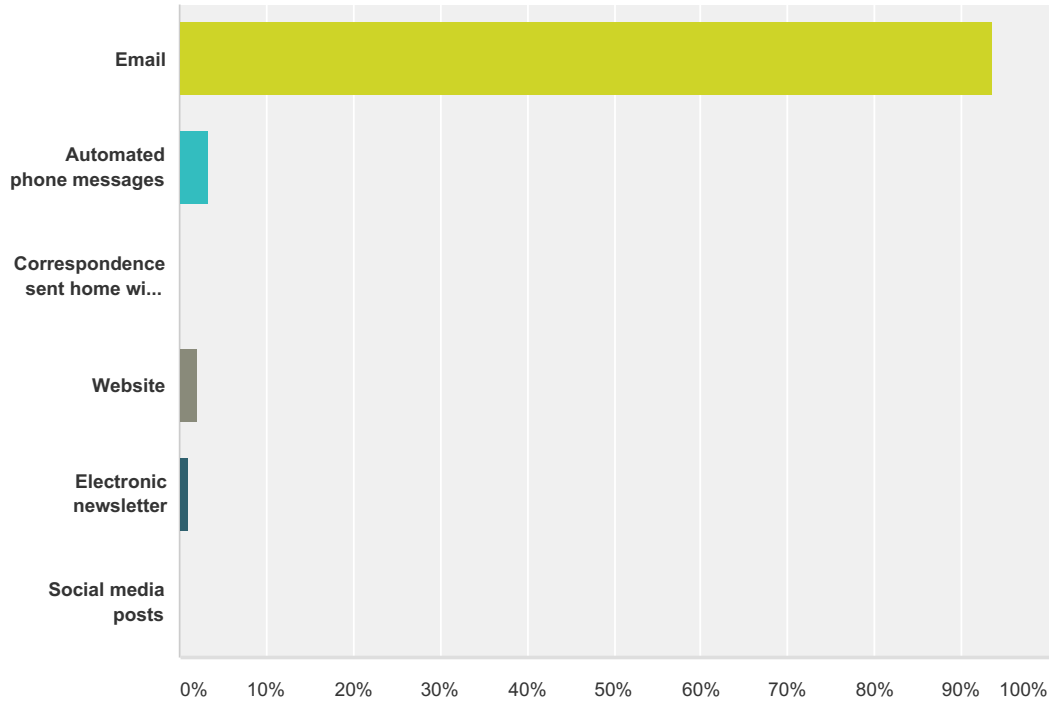
Answered: 91 Skipped: 10



Answer Choices	Responses	Count
Email from school	90.11%	82
Email from teachers	38.46%	35
School council meetings	8.79%	8
School website	74.73%	68
School social media channels	18.68%	17
School newsletter	9.89%	9
Phone conversations with school and/or teachers	21.98%	20
Correspondence sent home with your child	13.19%	12
<b>Total Respondents: 91</b>		

### Q18 What is your most preferred method of communications from the school and Division?

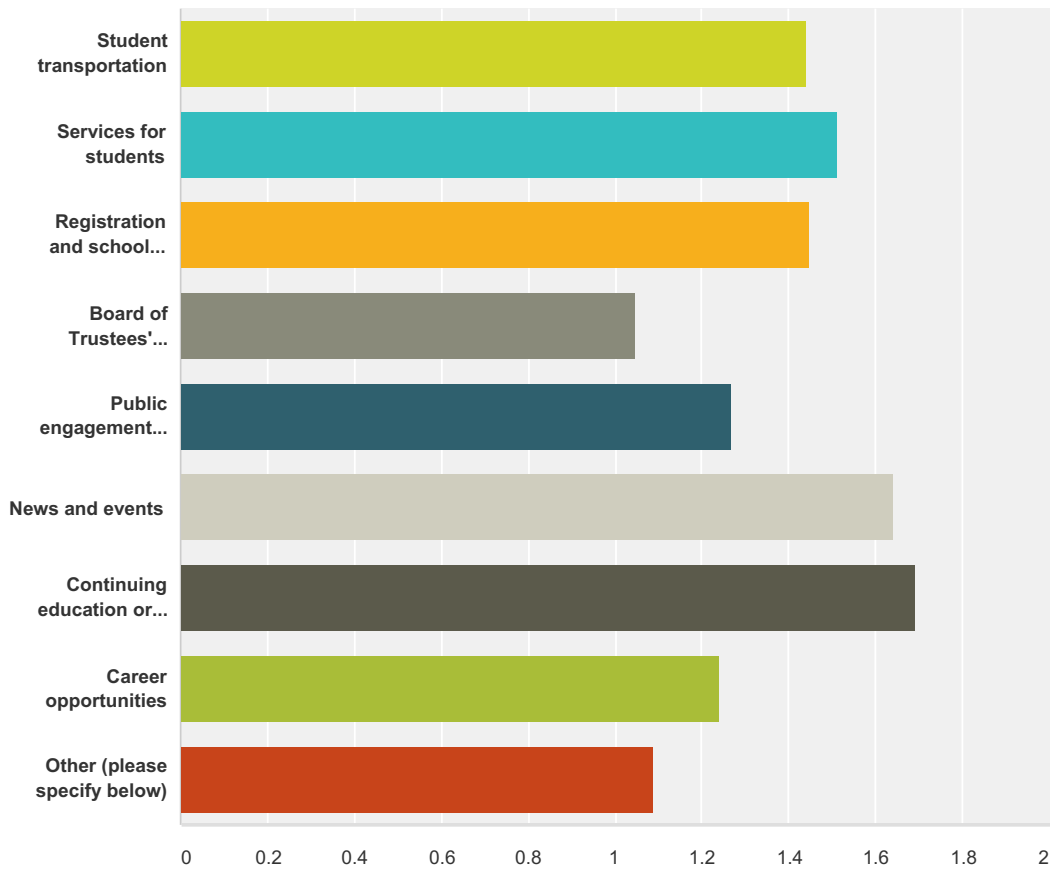
Answered: 92 Skipped: 9



Answer Choices	Responses	
Email	93.48%	86
Automated phone messages	3.26%	3
Correspondence sent home with your child	0.00%	0
Website	2.17%	2
Electronic newsletter	1.09%	1
Social media posts	0.00%	0
<b>Total</b>		<b>92</b>

**Q19 Do you visit the Division website (www.eips.ca) for information on:**

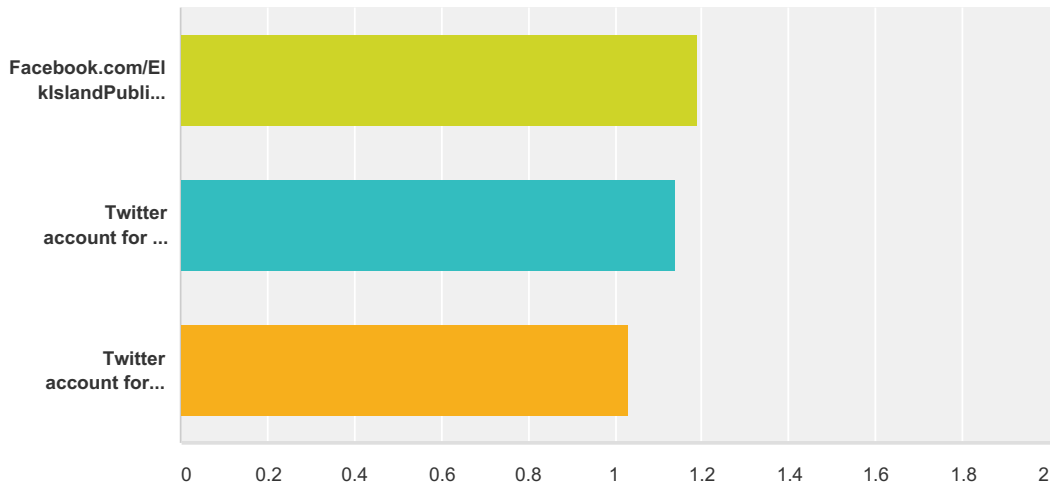
Answered: 92 Skipped: 9



	Yes	No	Total	Weighted Average
Student transportation	44.32% 39	55.68% 49	88	1.44
Services for students	51.11% 46	48.89% 44	90	1.51
Registration and school boundaries	45.45% 40	54.55% 48	88	1.45
Board of Trustees' meetings	4.76% 4	95.24% 80	84	1.05
Public engagement initiatives	27.06% 23	72.94% 62	85	1.27
News and events	64.04% 57	35.96% 32	89	1.64
Continuing education or summer courses	68.89% 62	31.11% 28	90	1.69
Career opportunities	23.53% 20	76.47% 65	85	1.24
Other (please specify below)	8.62% 5	91.38% 53	58	1.09

**Q20 Elk Island Public Schools shares news and information on its social media channels. Do you follow:**

Answered: 90 Skipped: 11



	Yes	No	Total	Weighted Average
Facebook.com/ElkIslandPublicSchools	18.89% 17	81.11% 73	90	1.19
Twitter account for the Division (@eips)	14.44% 13	85.56% 77	90	1.14
Twitter account for EIPS Student Transportation (@eipsST)	3.37% 3	96.63% 86	89	1.03