

Q1 What school does your child currently attend? If you have more than one child attending an EIPS school or a child who attends classes at more than one EIPS school, complete this survey for each one.

Answered: 95 Skipped: 0

- A.L. Horton Elementary
- Ardrossan Elementary
- Ardrossan Junior Senio...
- Bev Facey Community High
- Brentwood Elementary
- Bruderheim School
- Clover Bar Junior High
- Davidson Creek Elementary
- École Campbelltown
- École Parc Élémentaire
- F.R. Haythorne Junior High
- Fort Saskatchewan...
- Fort Saskatchewan...
- Fort Saskatchewan...
- Fultonvale Elementary...
- Glen Allan Elementary
- Heritage Hills Elementary
- James Mowat

2023-24 EIPS Annual Feedback Survey: For Parents and Caregivers

James Mowat Elementary	
Lakeland Ridge	
Lamont Elementary	
Lamont High	
Mills Haven Elementary	
Mundare School	
Next Step Fort Saskatchewan	
Next Step Sherwood Park	
Next Step Vegreville	
Pine Street Elementary	
Rudolph Hennig Junior High	
Salisbury Composite High	
Sherwood Heights Juni...	
SouthPointe School	
Strathcona Christian...	
Strathcona Christian...	
Uncas Elementary	
Vegreville Composite High	
Wes Hosford Elementary	
Westboro Elementary	
Win Ferguson Elementary	

# 2023-24 EIPS Annual Feedback Survey: For Parents and Caregivers



2023-24 EIPS Annual Feedback Survey: For Parents and Caregivers

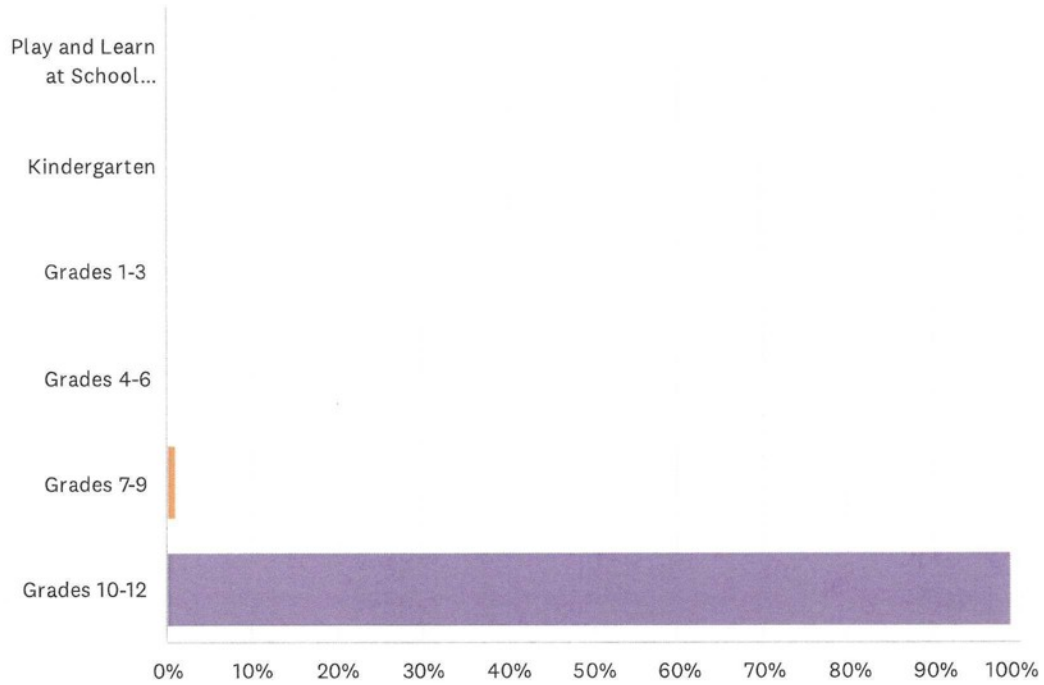
ANSWER CHOICES	RESPONSES	
A.L. Horton Elementary	0.00%	0
Ardrossan Elementary	0.00%	0
Ardrossan Junior Senior High	0.00%	0
Bev Facey Community High	0.00%	0
Brentwood Elementary	0.00%	0
Bruderheim School	0.00%	0
Clover Bar Junior High	0.00%	0
Davidson Creek Elementary	0.00%	0
École Campbelltown	0.00%	0
École Parc Élémentaire	0.00%	0
F.R. Haythorne Junior High	0.00%	0
Fort Saskatchewan Christian	0.00%	0
Fort Saskatchewan Elementary	0.00%	0
Fort Saskatchewan High	0.00%	0
Fultonvale Elementary Junior High	0.00%	0
Glen Allan Elementary	0.00%	0
Heritage Hills Elementary	0.00%	0
James Mowat Elementary	0.00%	0
Lakeland Ridge	0.00%	0
Lamont Elementary	0.00%	0
Lamont High	0.00%	0
Mills Haven Elementary	0.00%	0
Mundare School	0.00%	0
Next Step Fort Saskatchewan	0.00%	0
Next Step Sherwood Park	0.00%	0
Next Step Vegreville	0.00%	0
Pine Street Elementary	0.00%	0
Rudolph Hennig Junior High	0.00%	0
Salisbury Composite High	100.00%	95
Sherwood Heights Junior High	0.00%	0
SouthPointe School	0.00%	0
Strathcona Christian Academy Elementary	0.00%	0

2023-24 EIPS Annual Feedback Survey: For Parents and Caregivers

Strathcona Christian Academy Secondary	0.00%	0
Uncas Elementary	0.00%	0
Vegreville Composite High	0.00%	0
Wes Hosford Elementary	0.00%	0
Westboro Elementary	0.00%	0
Win Ferguson Elementary	0.00%	0
Woodbridge Farms Elementary	0.00%	0
TOTAL		95

## Q2 What grade is your child currently in?

Answered: 95 Skipped: 0



### ANSWER CHOICES

### RESPONSES

ANSWER CHOICES	RESPONSES	
Play and Learn at School (PALS)	0.00%	0
Kindergarten	0.00%	0
Grades 1-3	0.00%	0
Grades 4-6	0.00%	0
Grades 7-9	1.05%	1
Grades 10-12	98.95%	94
TOTAL		95

### Q3 As a result of being in the Play and Learn at School (PALS) program, my child's demonstrating growth in their development.

Answered: 0 Skipped: 95

 No matching responses.

ANSWER CHOICES	RESPONSES	
Strongly agree	0.00%	0
Agree	0.00%	0
Disagree	0.00%	0
Strongly disagree	0.00%	0
Don't know	0.00%	0
TOTAL		0

## Q4 As a result of being in the kindergarten program, my child's becoming ready to enter Grade 1.

Answered: 0 Skipped: 95

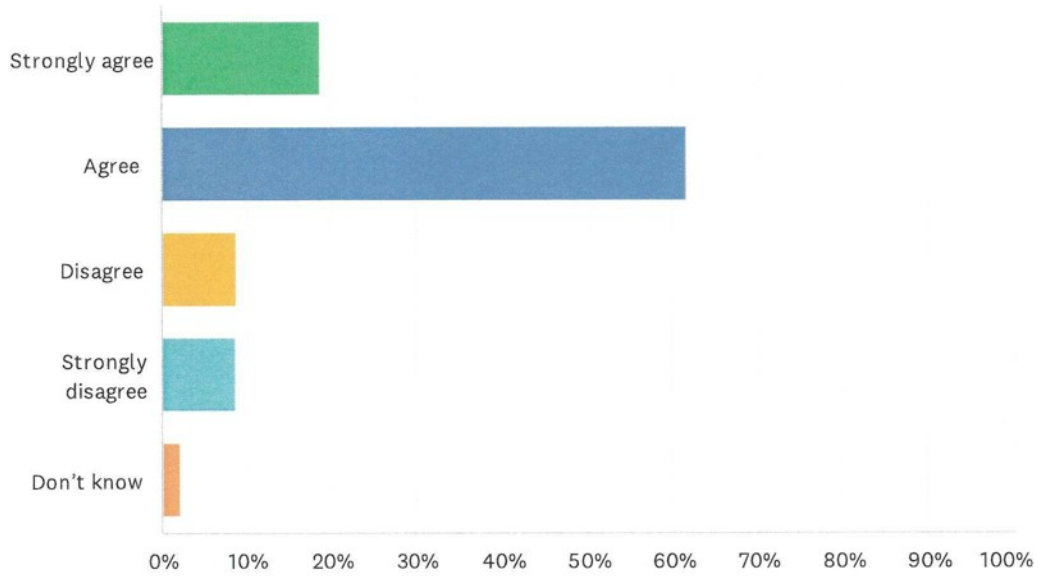
 No matching responses.

ANSWER CHOICES	RESPONSES	
Strongly agree	0.00%	0
Agree	0.00%	0
Disagree	0.00%	0
Strongly disagree	0.00%	0
Don't know	0.00%	0
TOTAL		0



### Q5 My child's individual needs are met.

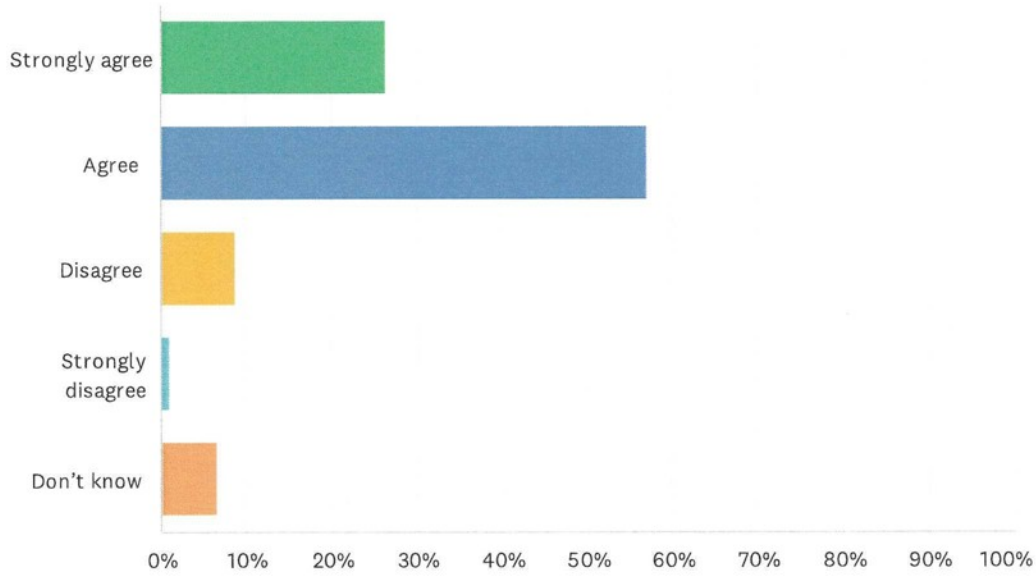
Answered: 91 Skipped: 4



ANSWER CHOICES	RESPONSES	
Strongly agree	18.68%	17
Agree	61.54%	56
Disagree	8.79%	8
Strongly disagree	8.79%	8
Don't know	2.20%	2
TOTAL		91

## Q6 My child's encouraged to do their best.

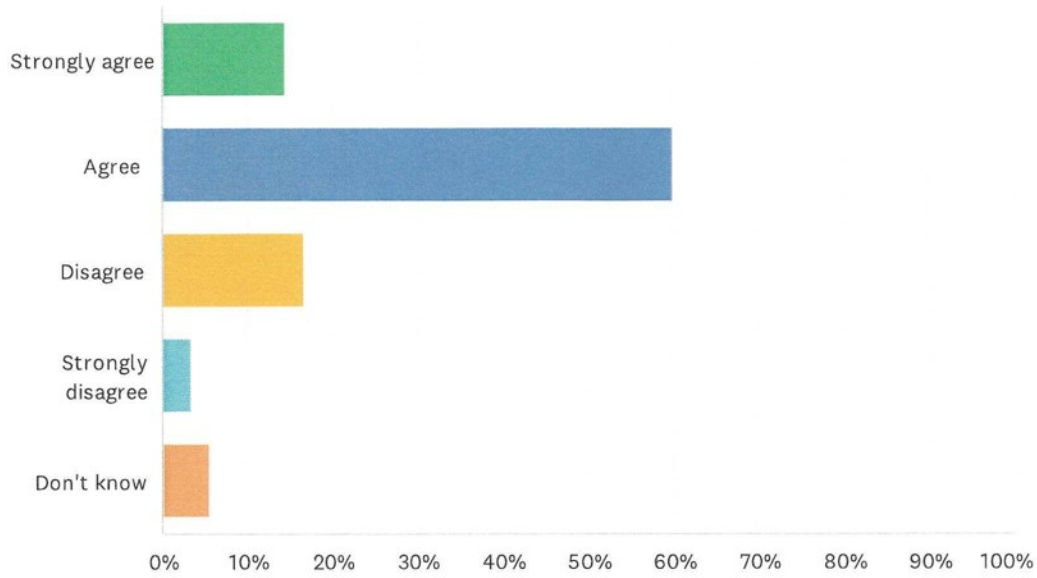
Answered: 91 Skipped: 4



ANSWER CHOICES	RESPONSES	
Strongly agree	26.37%	24
Agree	57.14%	52
Disagree	8.79%	8
Strongly disagree	1.10%	1
Don't know	6.59%	6
TOTAL		91

## Q7 My child's demonstrating growth in literacy.

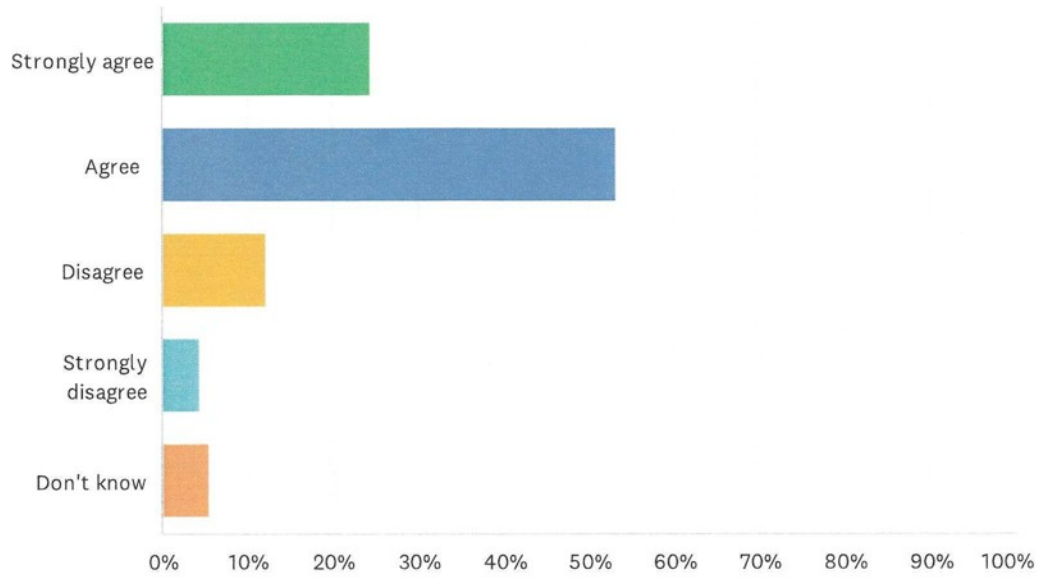
Answered: 90 Skipped: 5



ANSWER CHOICES	RESPONSES	
Strongly agree	14.44%	13
Agree	60.00%	54
Disagree	16.67%	15
Strongly disagree	3.33%	3
Don't know	5.56%	5
TOTAL		90

## Q8 My child's demonstrating growth in numeracy.

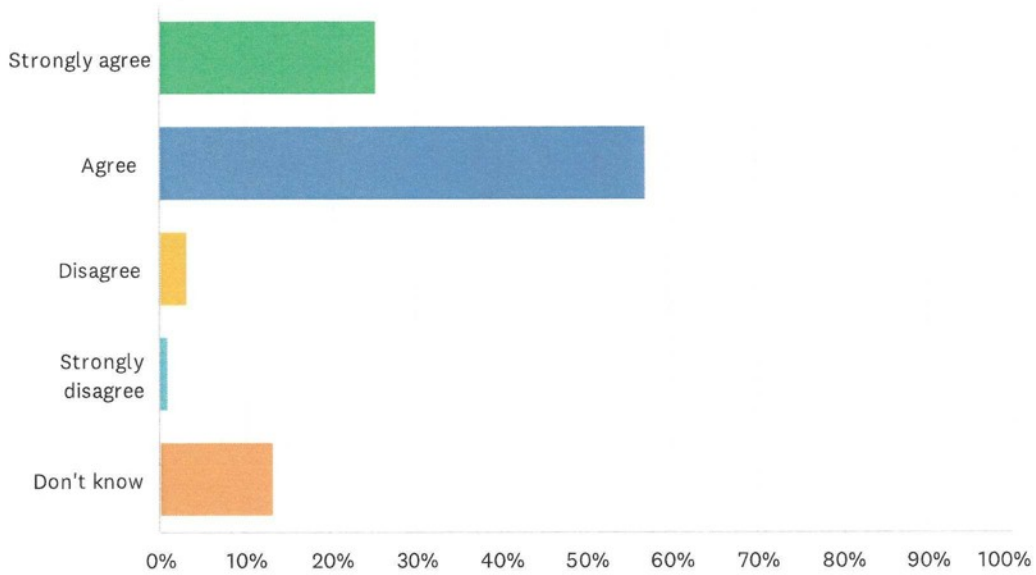
Answered: 90 Skipped: 5



ANSWER CHOICES	RESPONSES	
Strongly agree	24.44%	22
Agree	53.33%	48
Disagree	12.22%	11
Strongly disagree	4.44%	4
Don't know	5.56%	5
TOTAL		90

## Q9 My child has an understanding of First Nations, Métis and Inuit culture and history.

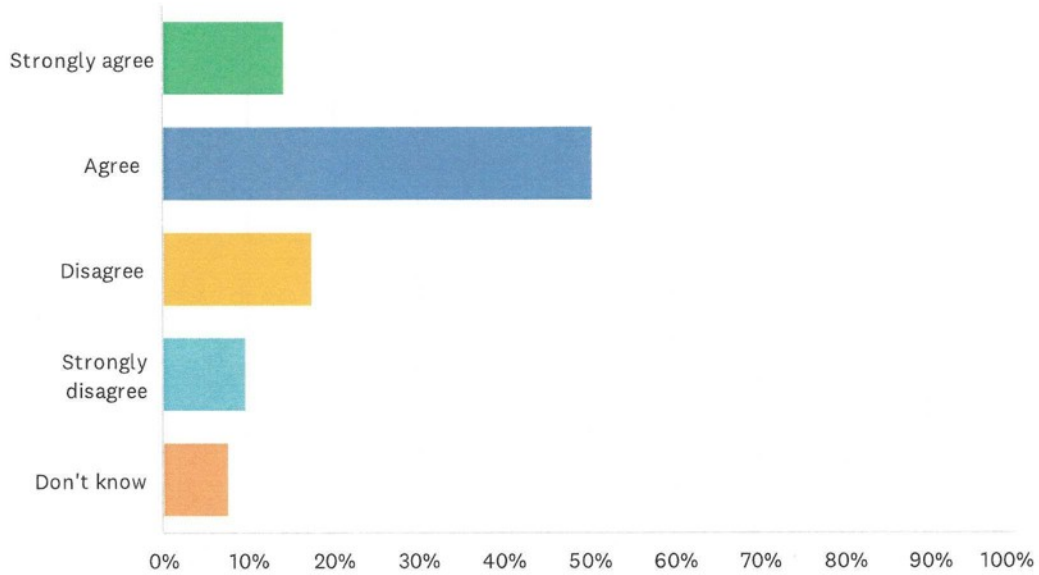
Answered: 91 Skipped: 4



ANSWER CHOICES	RESPONSES	
Strongly agree	25.27%	23
Agree	57.14%	52
Disagree	3.30%	3
Strongly disagree	1.10%	1
Don't know	13.19%	12
TOTAL		91

## Q10 My child's learning the knowledge, skills and attitudes necessary to be successful in life.

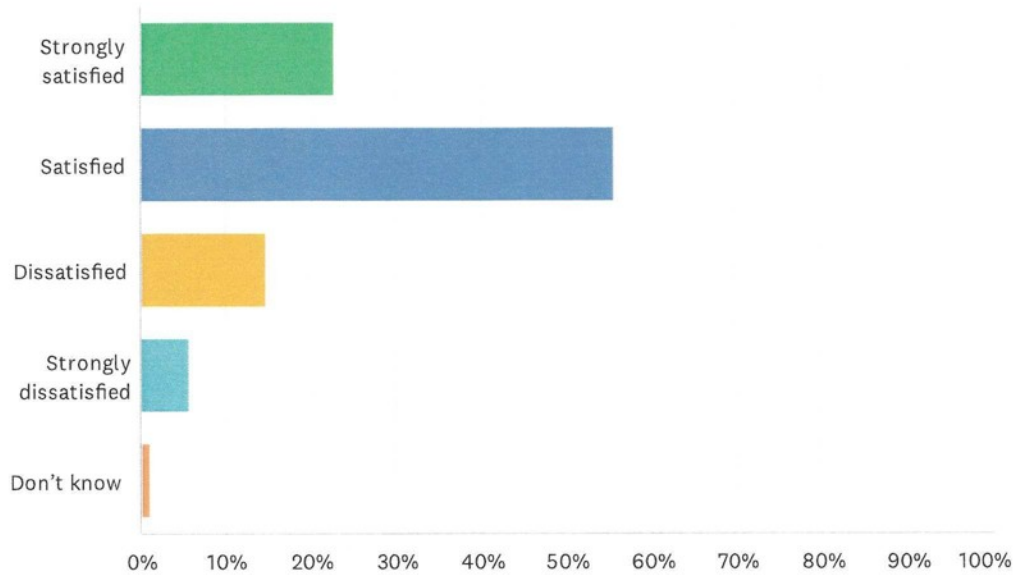
Answered: 91 Skipped: 4



ANSWER CHOICES	RESPONSES	
Strongly agree	14.29%	13
Agree	50.55%	46
Disagree	17.58%	16
Strongly disagree	9.89%	9
Don't know	7.69%	7
TOTAL		91

## Q11 How satisfied are you with the quality of education your child's receiving at school?

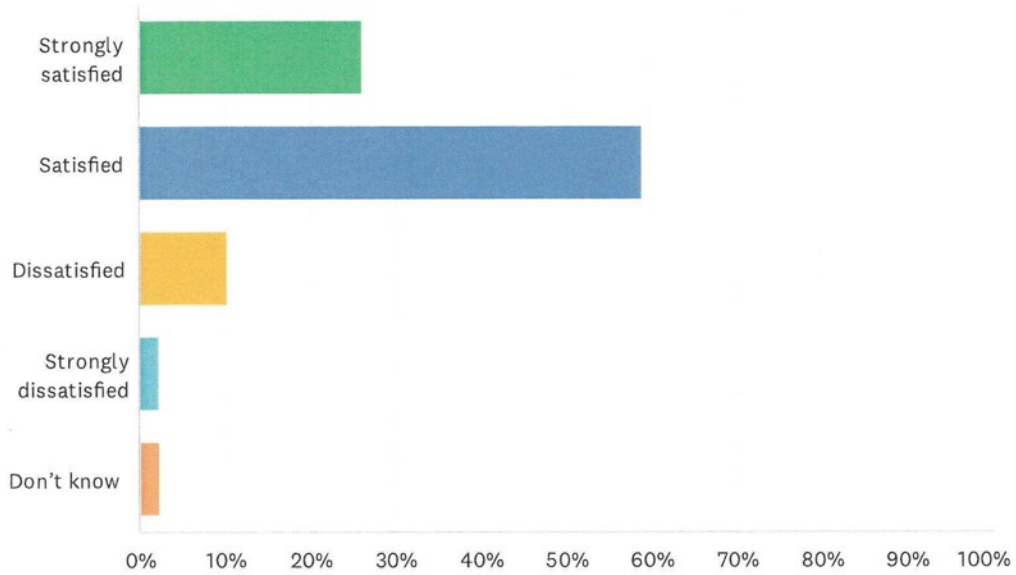
Answered: 88 Skipped: 7



ANSWER CHOICES	RESPONSES	
Strongly satisfied	22.73%	20
Satisfied	55.68%	49
Dissatisfied	14.77%	13
Strongly dissatisfied	5.68%	5
Don't know	1.14%	1
TOTAL		88

## Q12 How satisfied are you with the quality of teaching at your child's school?

Answered: 88 Skipped: 7

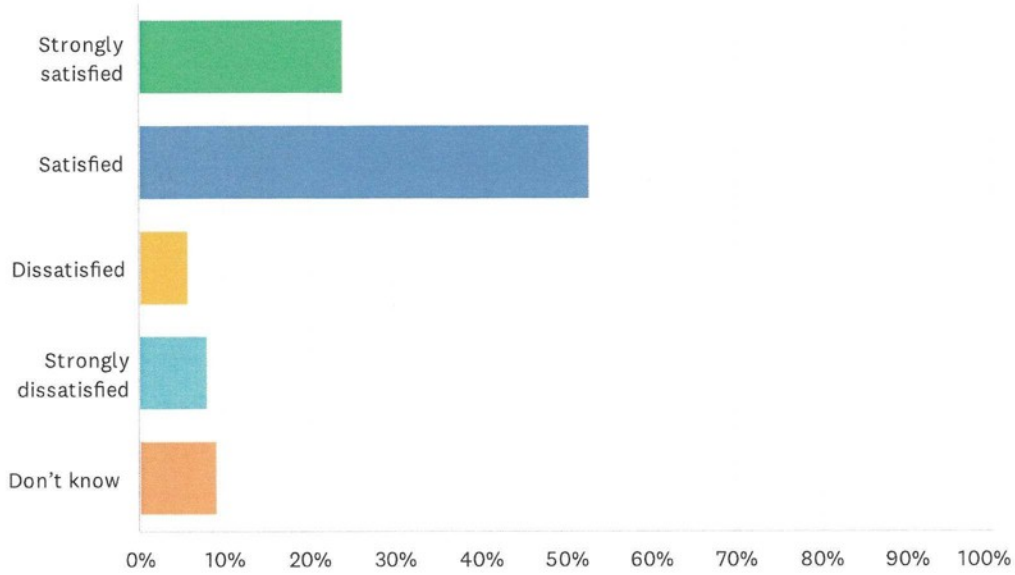


ANSWER CHOICES	RESPONSES	
Strongly satisfied	26.14%	23
Satisfied	59.09%	52
Dissatisfied	10.23%	9
Strongly dissatisfied	2.27%	2
Don't know	2.27%	2
TOTAL		88



### Q13 How satisfied are you with the leadership at your child's school?

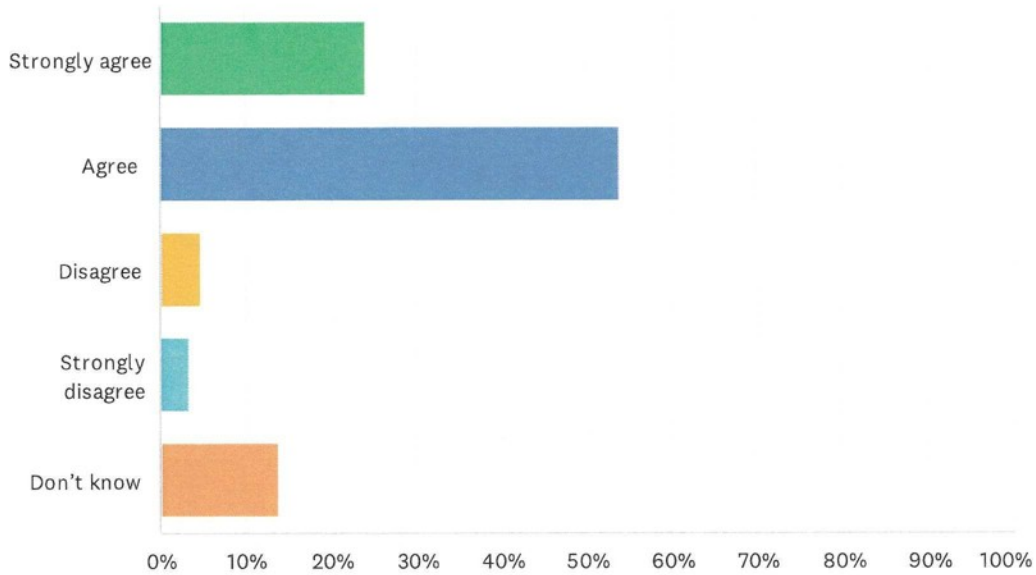
Answered: 87 Skipped: 8



ANSWER CHOICES	RESPONSES	
Strongly satisfied	24.14%	21
Satisfied	52.87%	46
Dissatisfied	5.75%	5
Strongly dissatisfied	8.05%	7
Don't know	9.20%	8
<b>TOTAL</b>		<b>87</b>

### Q14 My child's school encourages my child to be a responsible, respectful and engaged citizen.

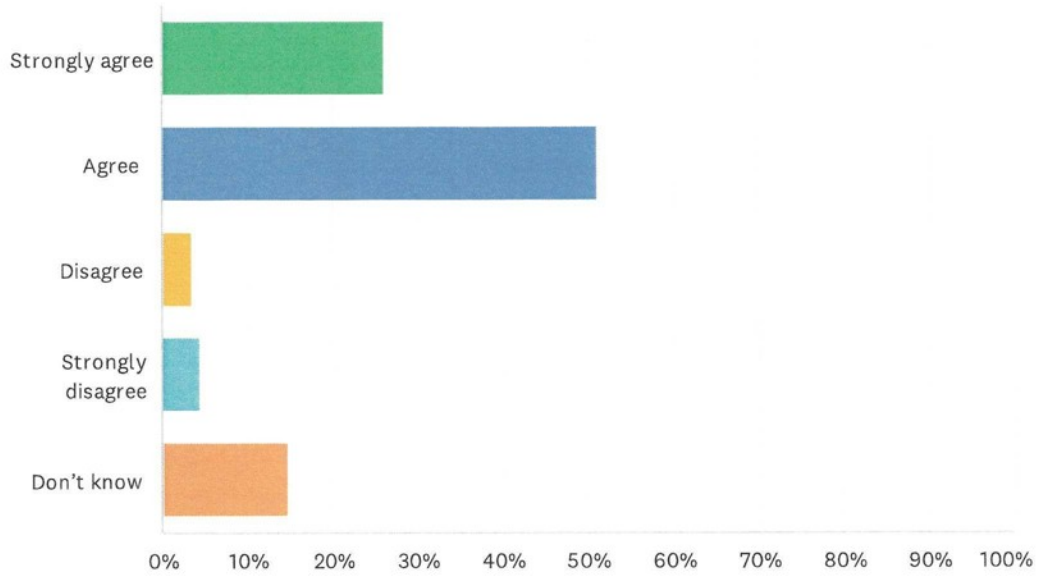
Answered: 87 Skipped: 8



ANSWER CHOICES	RESPONSES	
Strongly agree	24.14%	21
Agree	54.02%	47
Disagree	4.60%	4
Strongly disagree	3.45%	3
Don't know	13.79%	12
TOTAL		87

### Q15 School staff care about my child.

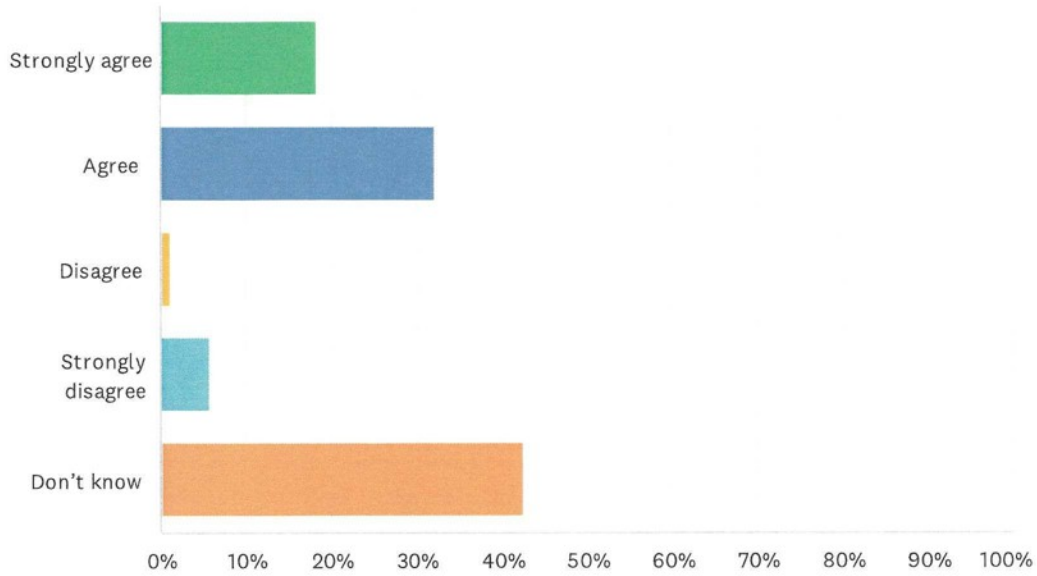
Answered: 88 Skipped: 7



ANSWER CHOICES	RESPONSES	
Strongly agree	26.14%	23
Agree	51.14%	45
Disagree	3.41%	3
Strongly disagree	4.55%	4
Don't know	14.77%	13
TOTAL		88

### Q16 My child's school handles discipline fairly and reasonably.

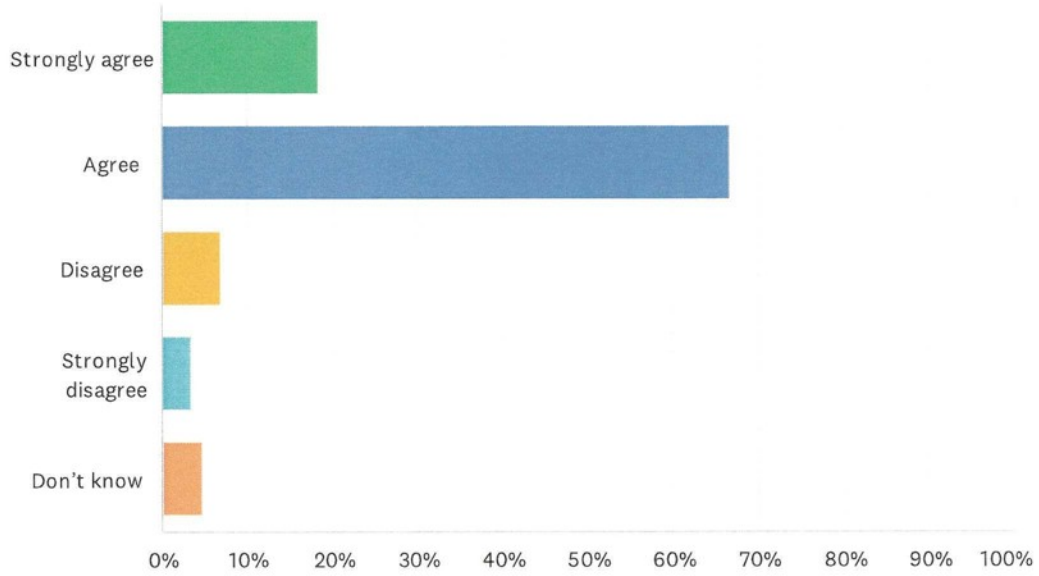
Answered: 87 Skipped: 8



ANSWER CHOICES	RESPONSES	
Strongly agree	18.39%	16
Agree	32.18%	28
Disagree	1.15%	1
Strongly disagree	5.75%	5
Don't know	42.53%	37
TOTAL		87

### Q17 My child's school is safe.

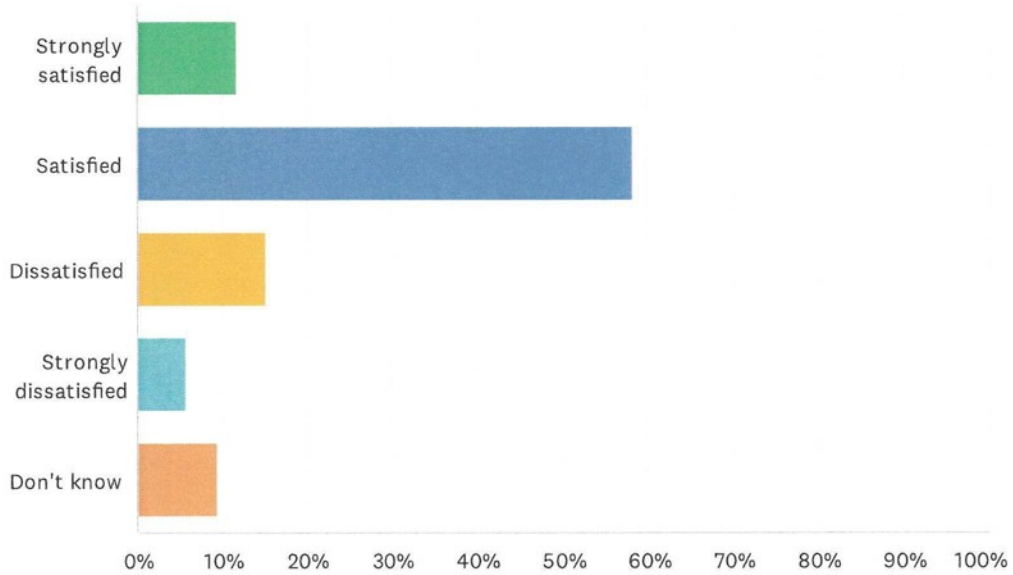
Answered: 87 Skipped: 8



ANSWER CHOICES	RESPONSES	
Strongly agree	18.39%	16
Agree	66.67%	58
Disagree	6.90%	6
Strongly disagree	3.45%	3
Don't know	4.60%	4
TOTAL		87

## Q18 How satisfied are you with the resources available to support your child's learning?

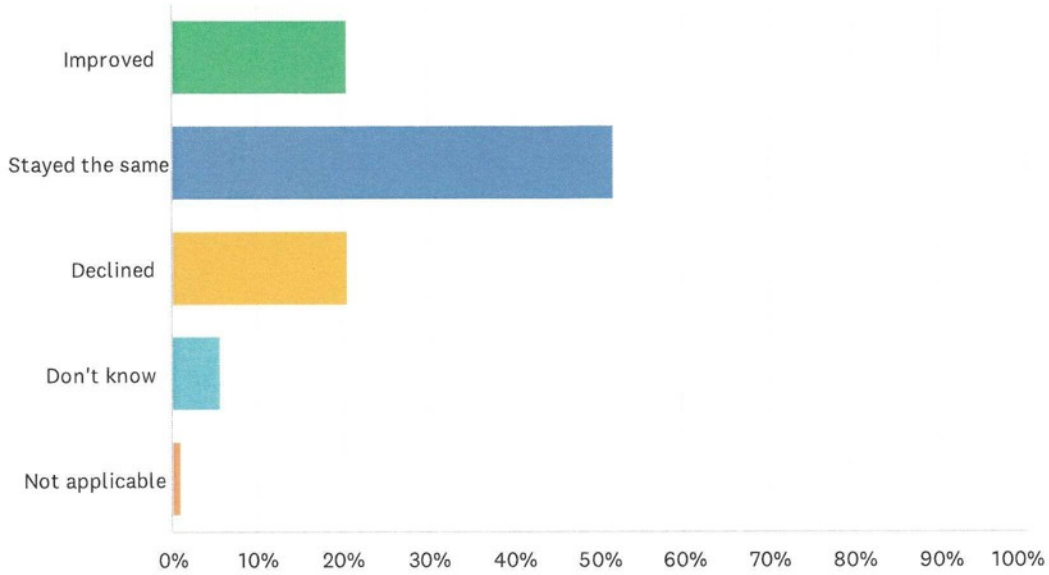
Answered: 86 Skipped: 9



ANSWER CHOICES	RESPONSES	
Strongly satisfied	11.63%	10
Satisfied	58.14%	50
Dissatisfied	15.12%	13
Strongly dissatisfied	5.81%	5
Don't know	9.30%	8
TOTAL		86

### Q19 In your opinion, has the quality of education your child's experienced improved, stayed the same or declined in the past three years?

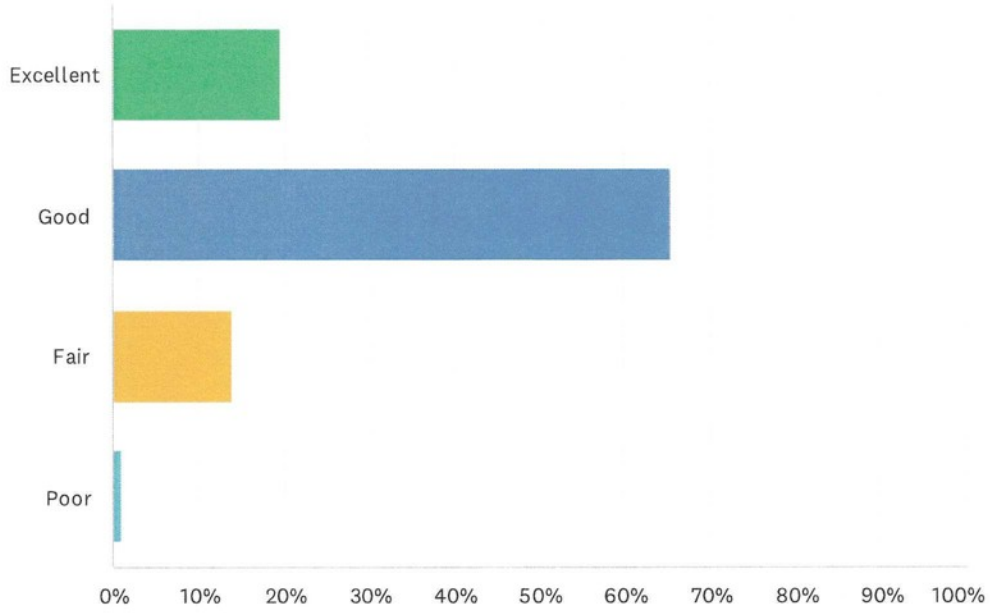
Answered: 87 Skipped: 8



ANSWER CHOICES	RESPONSES	
Improved	20.69%	18
Stayed the same	51.72%	45
Declined	20.69%	18
Don't know	5.75%	5
Not applicable	1.15%	1
TOTAL		87

## Q20 How do you rate the physical condition of your child's school?

Answered: 87 Skipped: 8

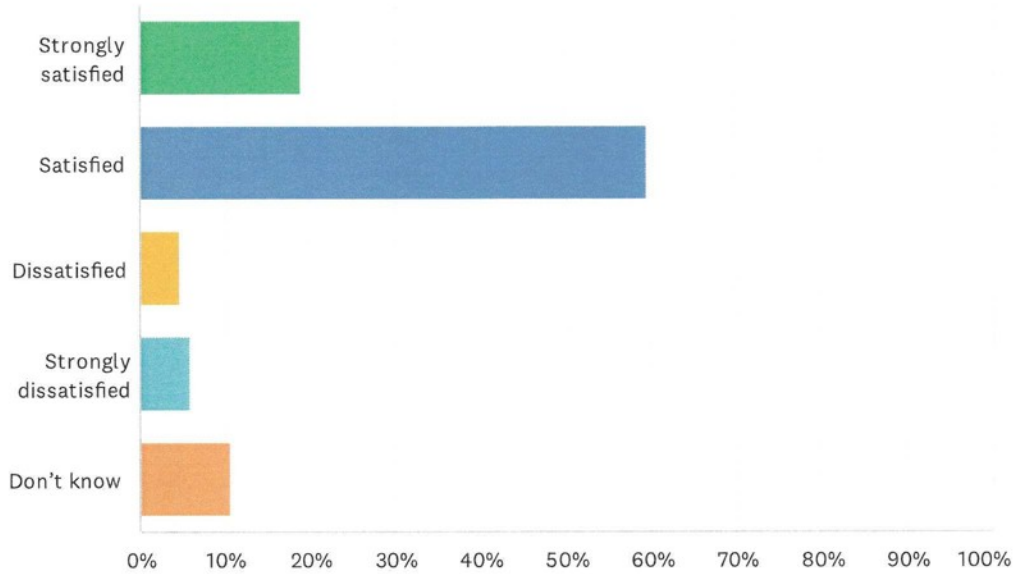


ANSWER CHOICES	RESPONSES	
Excellent	19.54%	17
Good	65.52%	57
Fair	13.79%	12
Poor	1.15%	1
TOTAL		87



**Q21 How satisfied are you with the opportunities provided to be involved in your child's education? Refer to the EIPS Parent Engagement overview for examples of involvement and engagement opportunities that help support student success.**

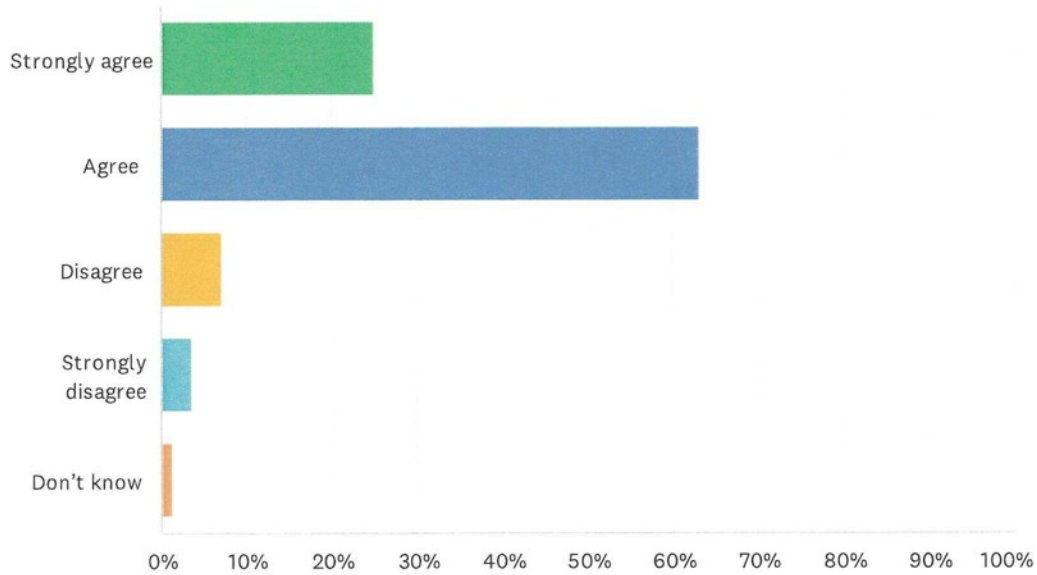
Answered: 84 Skipped: 11



ANSWER CHOICES	RESPONSES	
Strongly satisfied	19.05%	16
Satisfied	59.52%	50
Dissatisfied	4.76%	4
Strongly dissatisfied	5.95%	5
Don't know	10.71%	9
TOTAL		84

## Q22 The school keeps me informed about my child's progress and achievement.

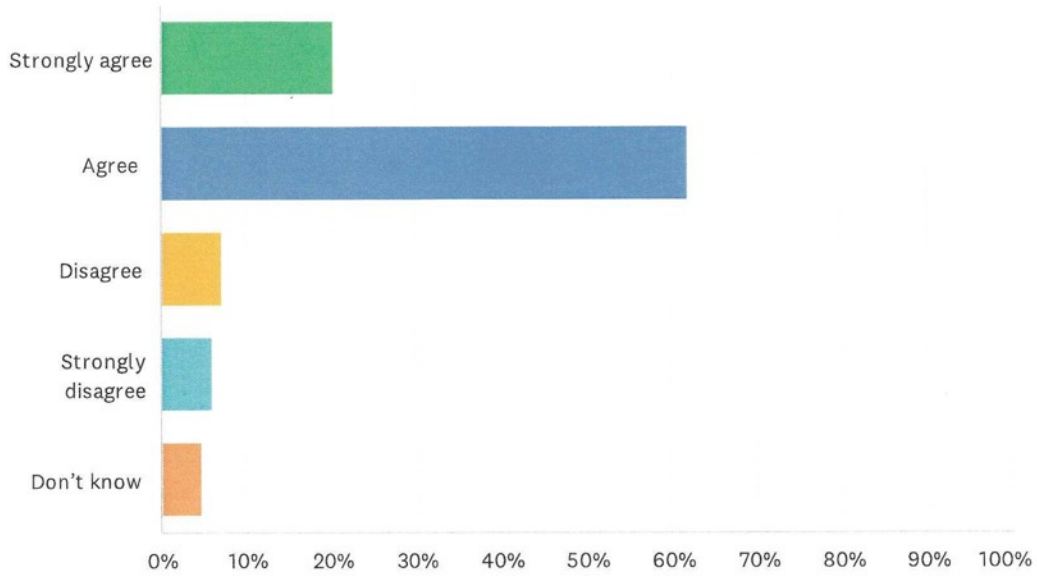
Answered: 84 Skipped: 11



ANSWER CHOICES	RESPONSES	
Strongly agree	25.00%	21
Agree	63.10%	53
Disagree	7.14%	6
Strongly disagree	3.57%	3
Don't know	1.19%	1
TOTAL		84

## Q23 There is open and honest communication within my child's school.

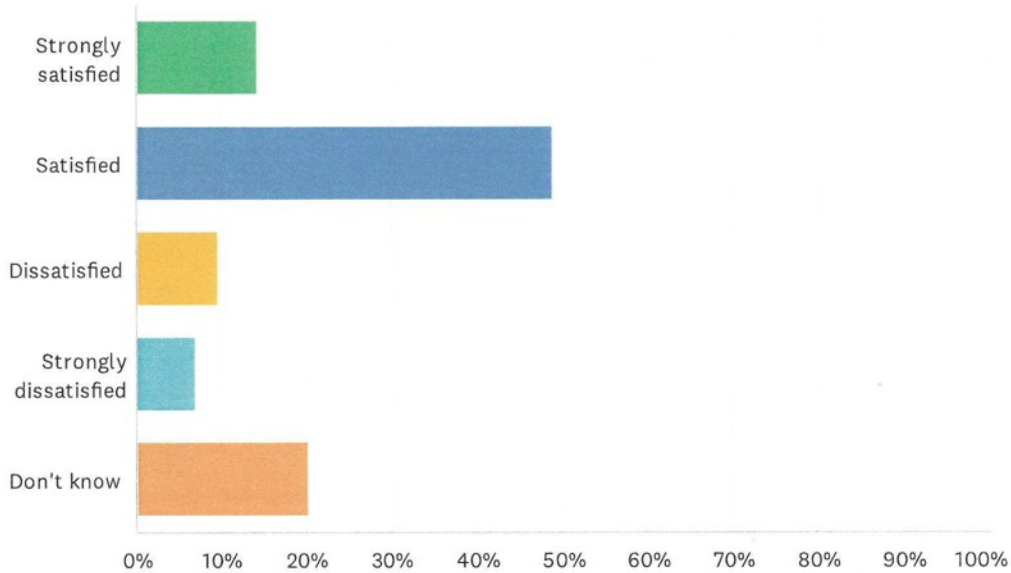
Answered: 84 Skipped: 11



ANSWER CHOICES	RESPONSES	
Strongly agree	20.24%	17
Agree	61.90%	52
Disagree	7.14%	6
Strongly disagree	5.95%	5
Don't know	4.76%	4
TOTAL		84

## Q24 How satisfied are you with the Division’s commitment to engaging stakeholders—including parents and caregivers—about matters that affect decision-making and public education?

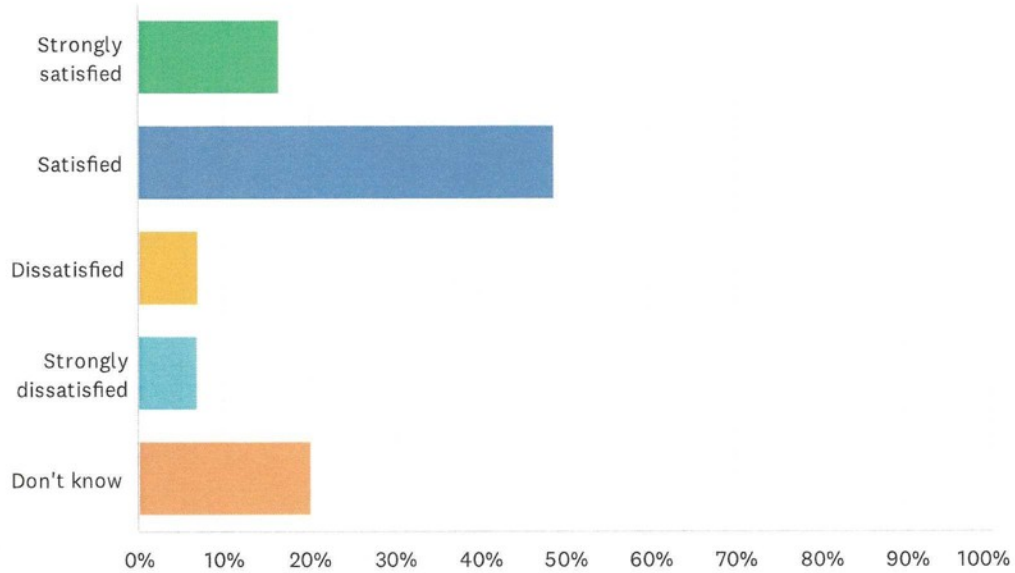
Answered: 84 Skipped: 11



ANSWER CHOICES	RESPONSES	
Strongly satisfied	14.29%	12
Satisfied	48.81%	41
Dissatisfied	9.52%	8
Strongly dissatisfied	7.14%	6
Don't know	20.24%	17
TOTAL		84

## Q25 How satisfied are you with the Division’s commitment to advocating for public education?

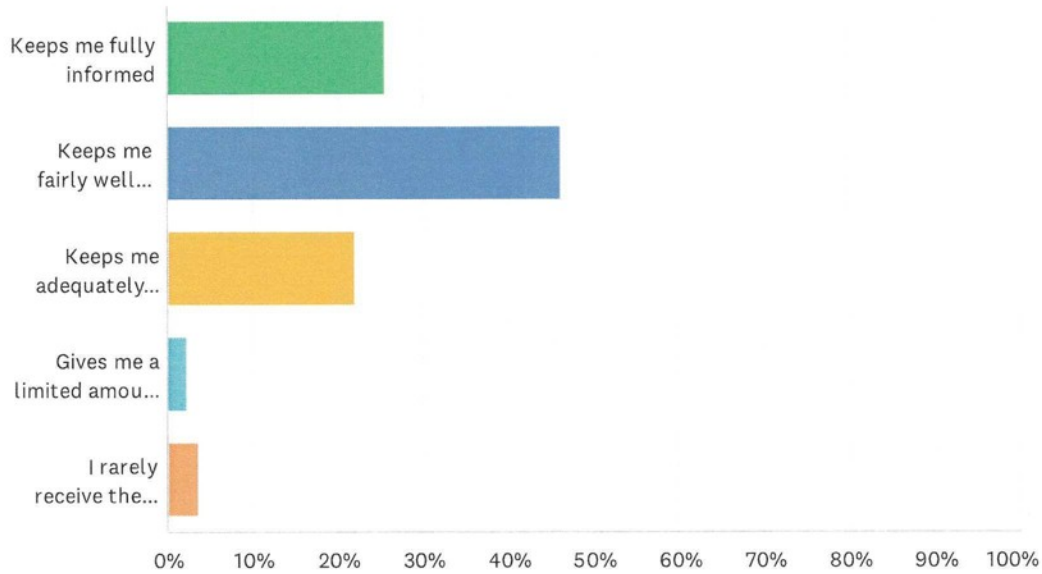
Answered: 84 Skipped: 11



ANSWER CHOICES	RESPONSES	
Strongly satisfied	16.67%	14
Satisfied	48.81%	41
Dissatisfied	7.14%	6
Strongly dissatisfied	7.14%	6
Don't know	20.24%	17
TOTAL		84

Q26 Elk Island Public Schools appreciates the opportunity to stay connected with parents about news, activities, programs and other matters of importance. What is your impression of the communication you receive from your child's school?

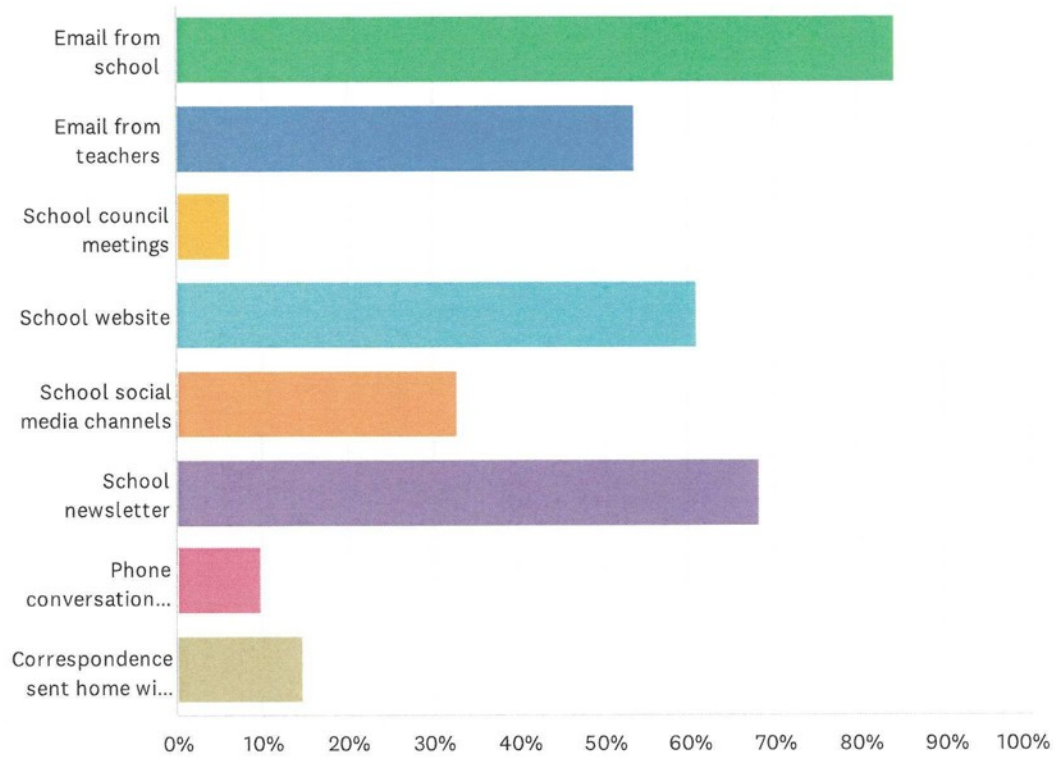
Answered: 82 Skipped: 13



ANSWER CHOICES	RESPONSES	
Keeps me fully informed	25.61%	21
Keeps me fairly well informed	46.34%	38
Keeps me adequately informed	21.95%	18
Gives me a limited amount of information	2.44%	2
I rarely receive the information I need	3.66%	3
TOTAL		82

## Q27 Do you regularly make use of the following to keep up to date on school activities, programs, etc.? Check all that apply.

Answered: 82 Skipped: 13



### ANSWER CHOICES

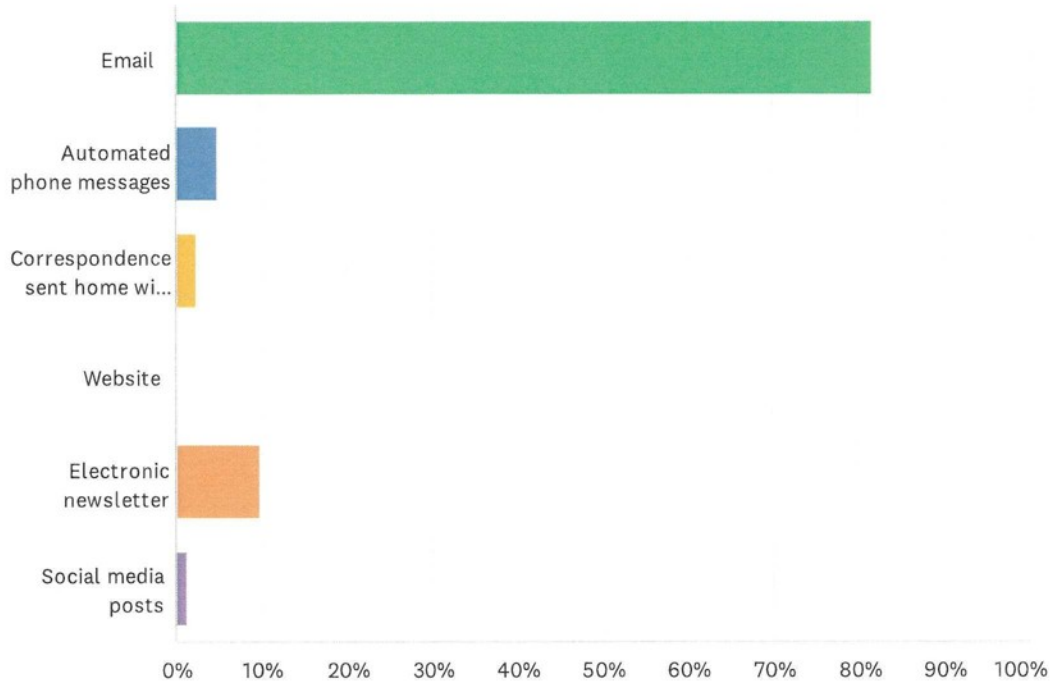
### RESPONSES

Email from school	84.15%	69
Email from teachers	53.66%	44
School council meetings	6.10%	5
School website	60.98%	50
School social media channels	32.93%	27
School newsletter	68.29%	56
Phone conversations with the school or teachers	9.76%	8
Correspondence sent home with my child	14.63%	12

Total Respondents: 82

## Q28 What is your most preferred method of communication from the school and Division?

Answered: 82 Skipped: 13

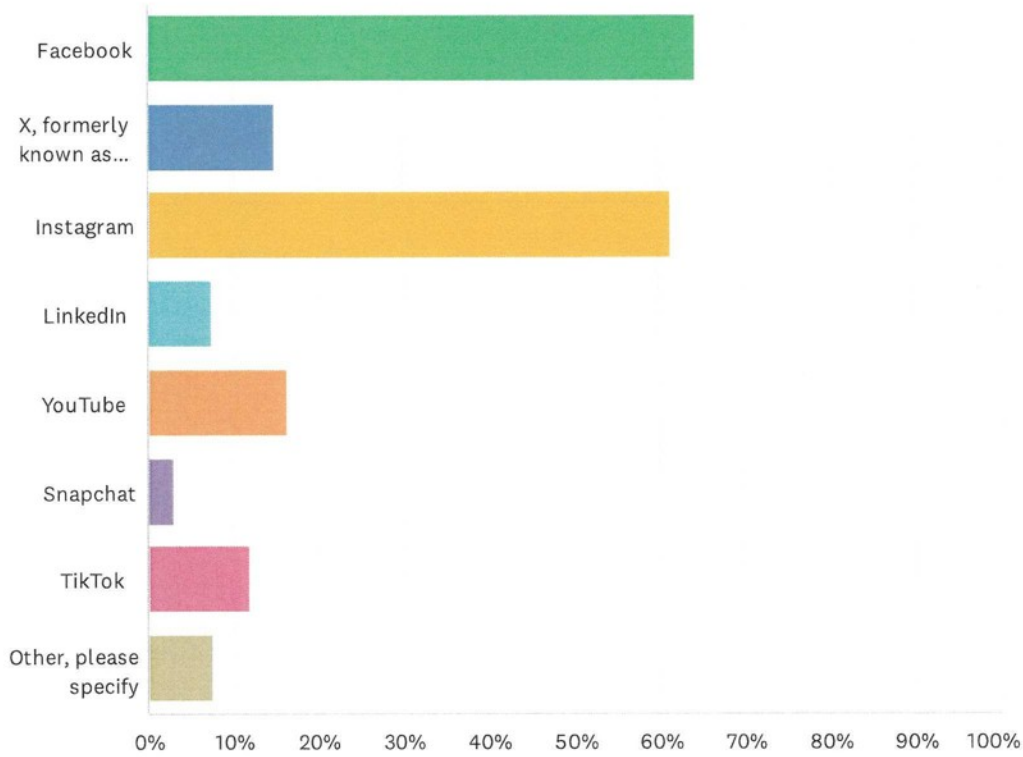


ANSWER CHOICES	RESPONSES	
Email	81.71%	67
Automated phone messages	4.88%	4
Correspondence sent home with my child	2.44%	2
Website	0.00%	0
Electronic newsletter	9.76%	8
Social media posts	1.22%	1
<b>TOTAL</b>		<b>82</b>



Q29 The Division and schools often share news and information on social media. Which of the following platforms do you use? Check all that apply.

Answered: 67 Skipped: 28



ANSWER CHOICES	RESPONSES	
Facebook	64.18%	43
X, formerly known as Twitter	14.93%	10
Instagram	61.19%	41
LinkedIn	7.46%	5
YouTube	16.42%	11
Snapchat	2.99%	2
TikTok	11.94%	8
Other, please specify	7.46%	5
Total Respondents: 67		

#	OTHER, PLEASE SPECIFY	DATE
1	I don't. Just the website	3/18/2024 6:54 PM
2	None	3/18/2024 12:10 PM
3	None	3/16/2024 6:19 PM

2023-24 EIPS Annual Feedback Survey: For Parents and Caregivers

---

4	None of the above.	3/14/2024 11:01 AM
5	none	3/5/2024 3:38 PM

---